



CREATING RESULTS WITH YOUTH AND THEIR FAMILIES

**San Mateo County Probation Department:
Juvenile Justice Crime Prevention Act &
Juvenile Probation and Camps Funding**

November 17, 2016

1871 The Alameda, Ste 180
San Jose, CA 95126
(408) 247-8319

WWW.APPLIEDSURVEYRESEARCH.ORG



PRESENTATION OVERVIEW

A. Review Evaluation Plan

B. Current Year Evaluation Findings

1. Client Profile
2. Risks/Needs at Entry
 - Criminogenic Risk (pre-JAIS)
 - Service Needs (CANS)
 - Other Risk Indicators
3. Services Provided
4. Outcomes
 - JJCPA Mandated Juvenile Justice
 - Program-specific
5. Conclusions

REVISED EVALUATION PLAN 2015-16

OUTCOMES

Decreased
Justice Involvement

Improved
Emotional Well-Being

Reduced
Substance Use

Improved
Family Functioning

Greater Engagement &
Connection to School

EVALUATION TOOLS

J AIS Prescreen
Criminogenic Risk

CANS
Youth Functioning &
Areas of Need

ARRAY OF SERVICES OF JJCPA AND JPCF PROGRAMS

		One-on-One	Group	Case Mgmt	Parent Ed/ Counseling	Outreach
JJCPA Grantees	Acknowledge Alliance	★	★			
	Assessment Center	★		★		
	Family Preservation Program	★		★	★	
	Fresh Lifelines for Youth	★	★	★		★
	StarVista – Insights	★	★		★	
JPCF Grantees	Boys and Girls Clubs of the Peninsula	★	★			
	Community Legal Services of EPA	★	★			★
	El Centro de Libertad	★	★		★	★
	Pyramid – Strengthen our Youth	★	★		★	★
	YMCA – School Safety Advocates	★	★	★	★	★
	Parent Programs				★	

PROFILE OF JJCPA & JPCF CLIENTS

AVERAGE AGE

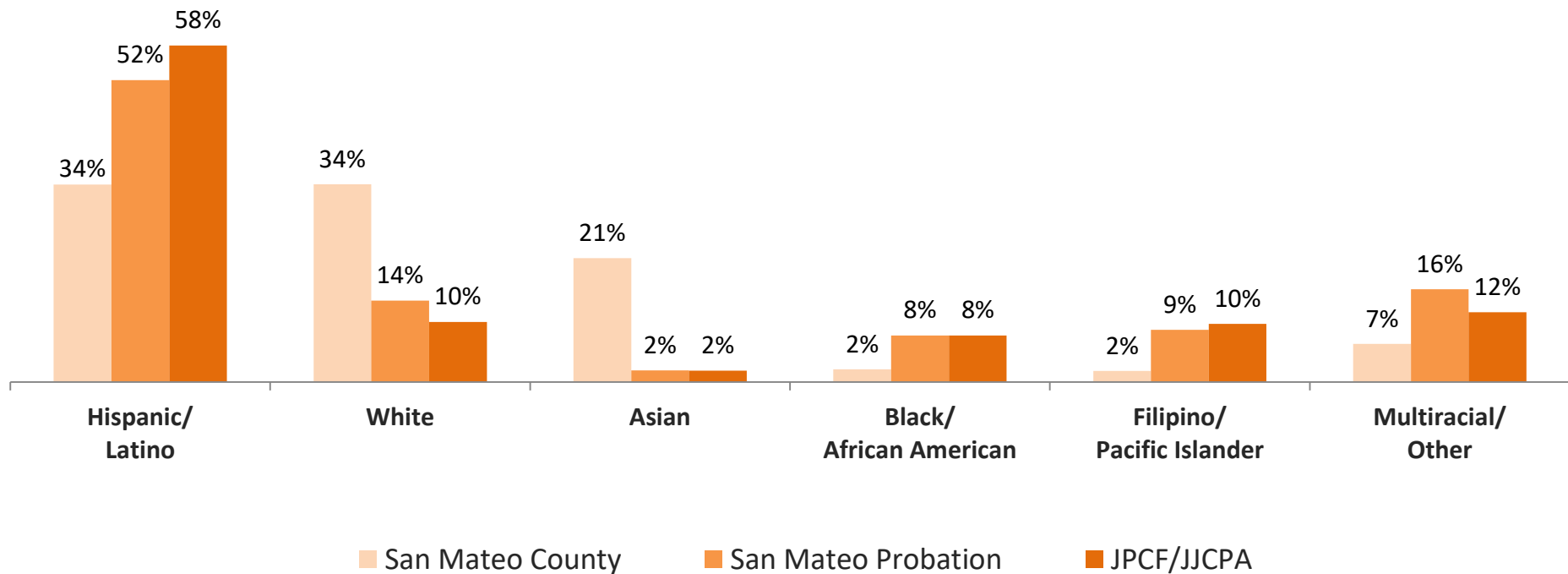
JPCF: 13.3

JJCPA: 16.1

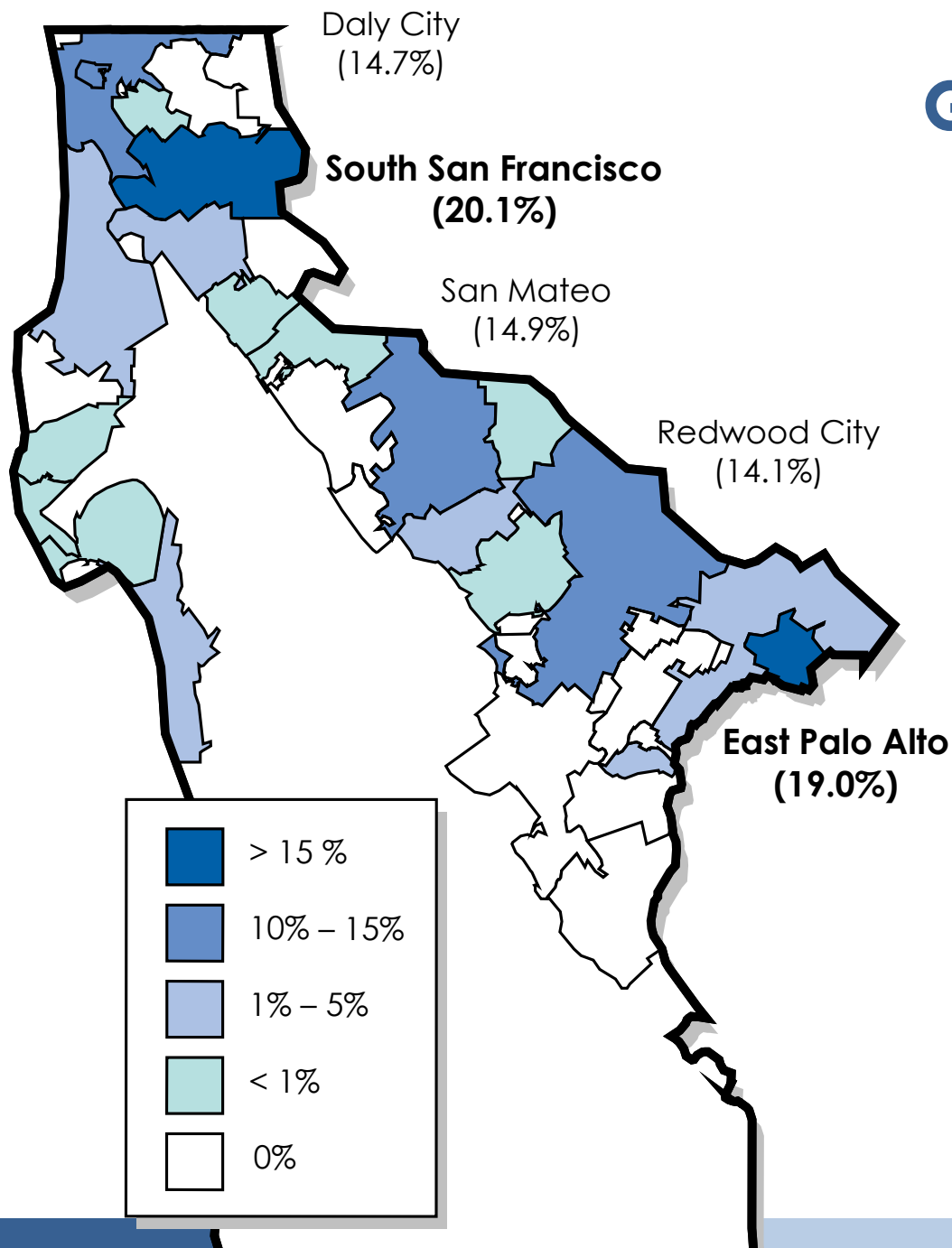
GENDER

JPCF: 50% Male

JJCPA: 71% Male



GEOGRAPHIC LOCATION

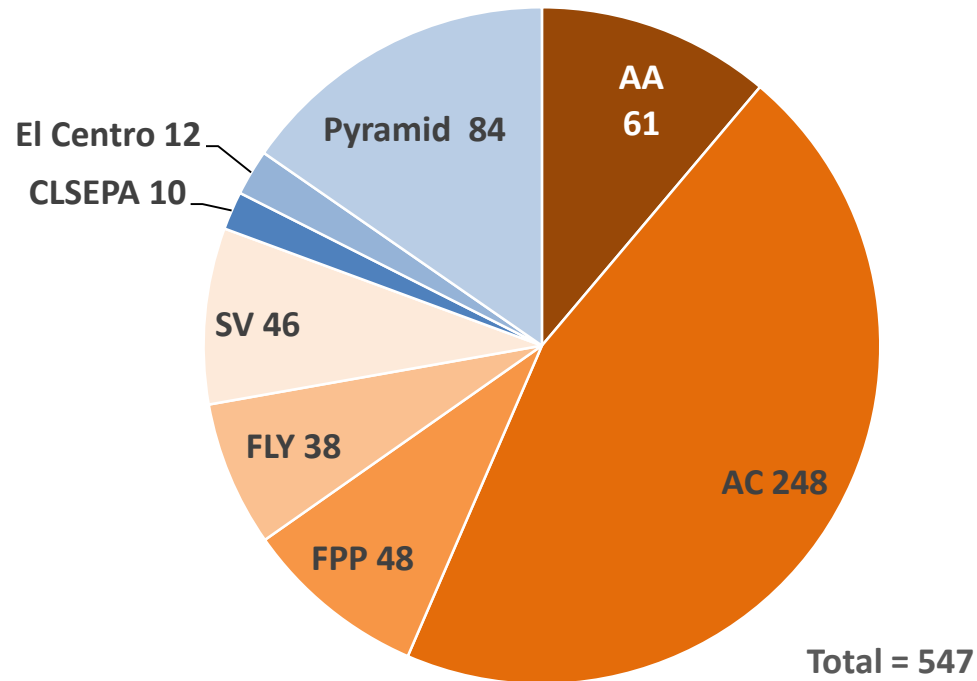


Clients by region:

- North (39%)
- South (38%)
- Mid (19%)
- Coast (5%)

PRE-JAIS RESULTS

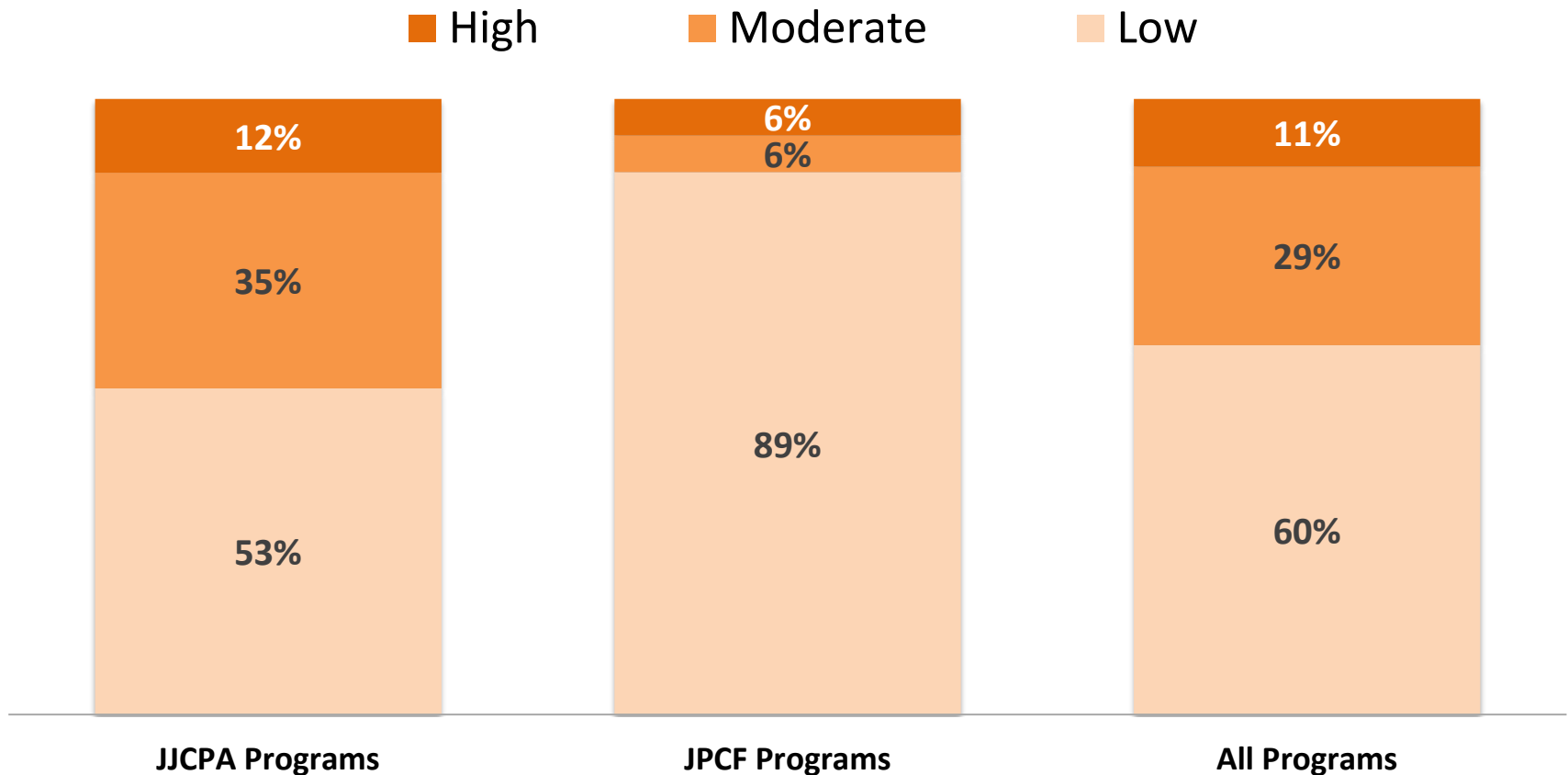
NUMBER ASSESSED



- Acknowledge Alliance
- Assessment Center
- Family Preservation
- Fresh Lifelines
- StarVista Insights
- Community Legal Services
- El Centro
- Pyramid Alternatives

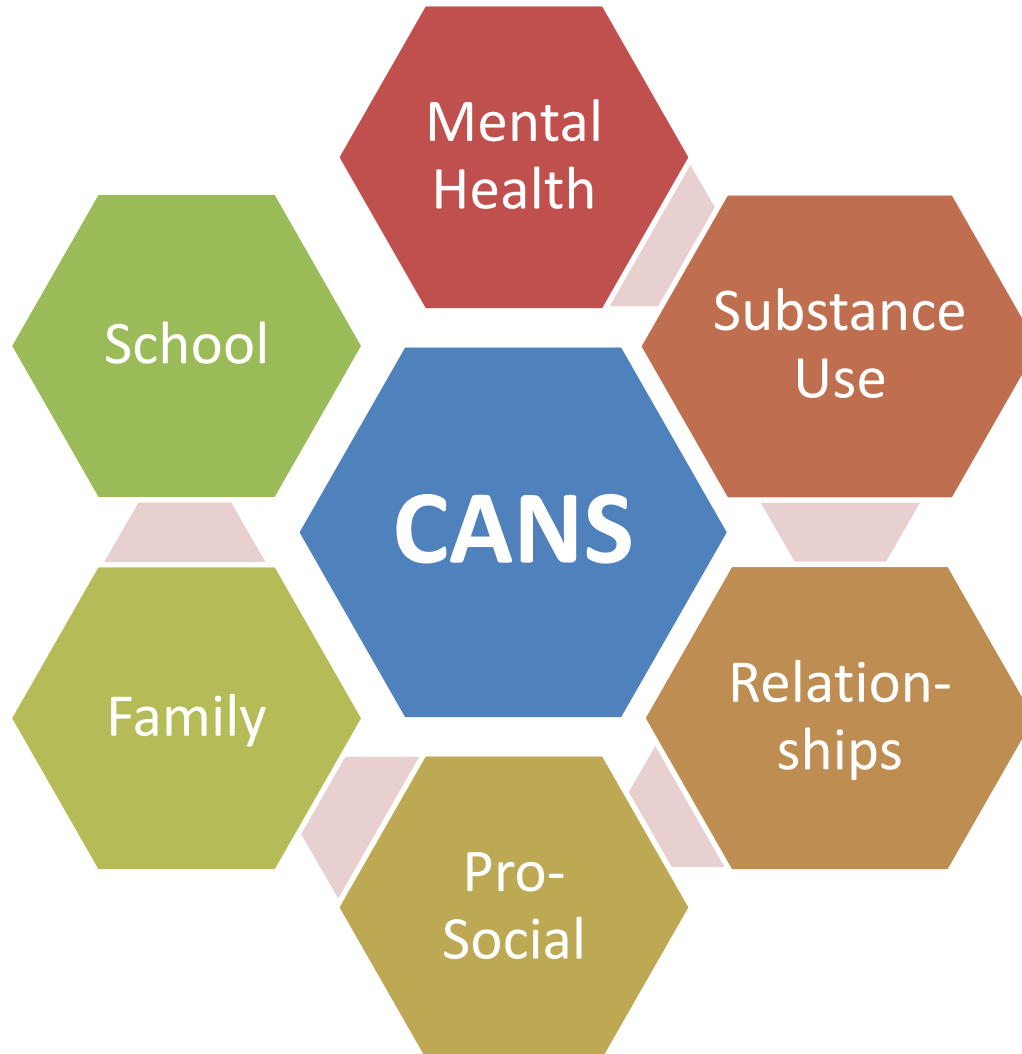
PRE-JAIS RESULTS

RISK LEVEL



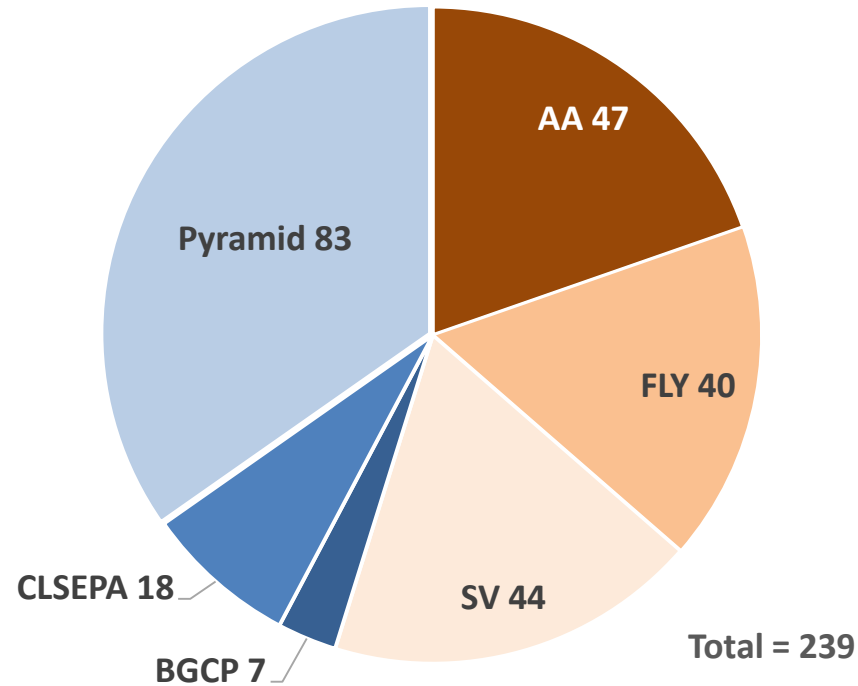
JPCF programs served lower risk youth than JJCPA programs

CHILD/ADOLESCENT NEEDS AND STRENGTHS (CANS)



CANS RESULTS


NUMBER ASSESSED



- Acknowledge Alliance
- Fresh Lifelines
- StarVista Insights
- Boys & Girls Clubs
- Community Legal Services
- Pyramid Alternatives

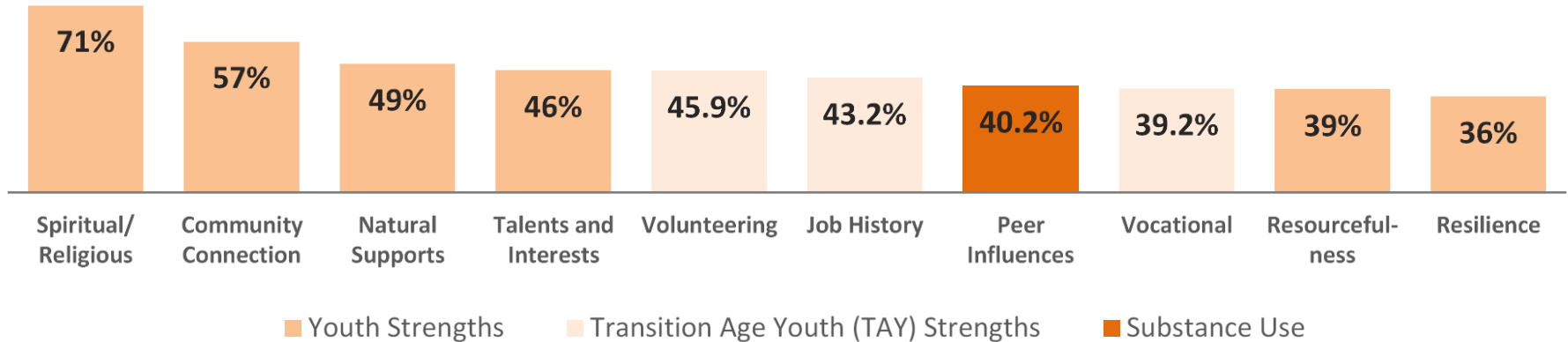
CANS RESULTS

Average Item Scores on Each CANS Module



CANS RESULTS

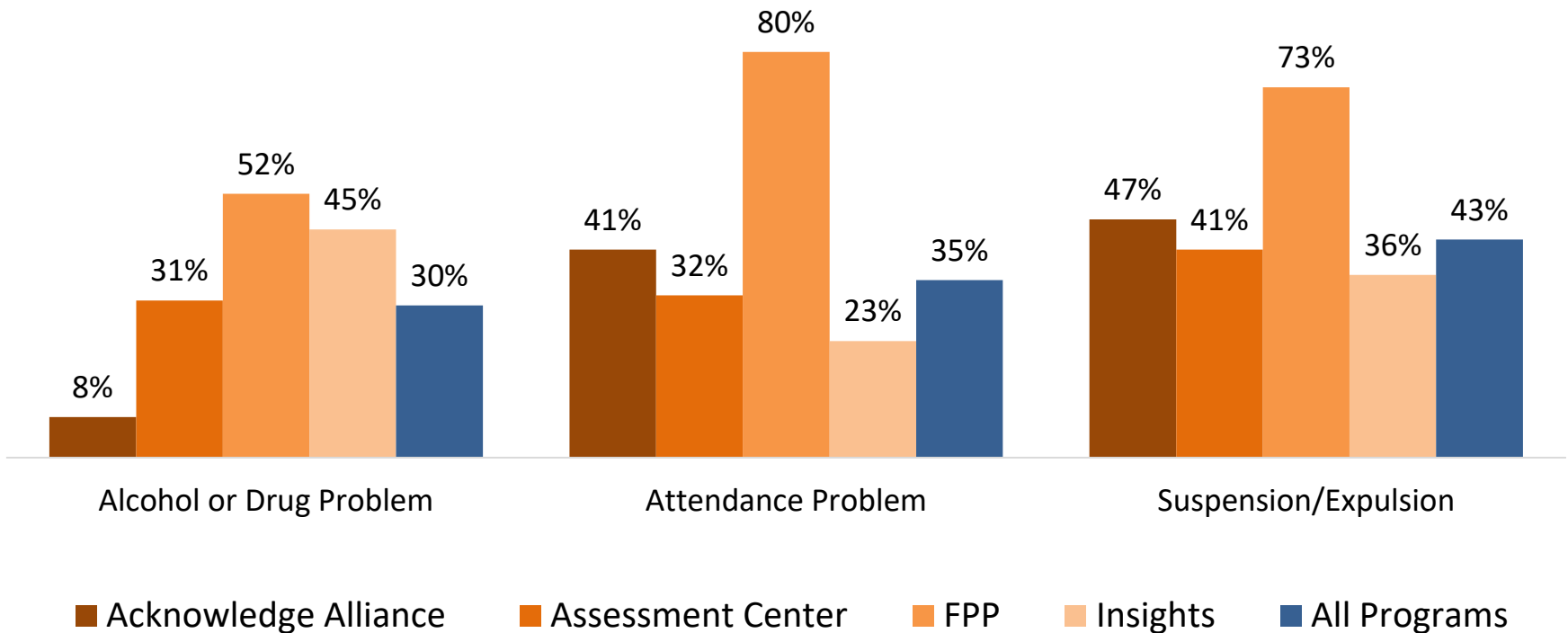
Percent of Actionable Needs on Individual CANS Items



86% had 3 or more actionable needs
Youth had an average of **9.5** needs

OTHER RISK INDICATORS

Risk Indicators at Program Entry for JJCPA Programs

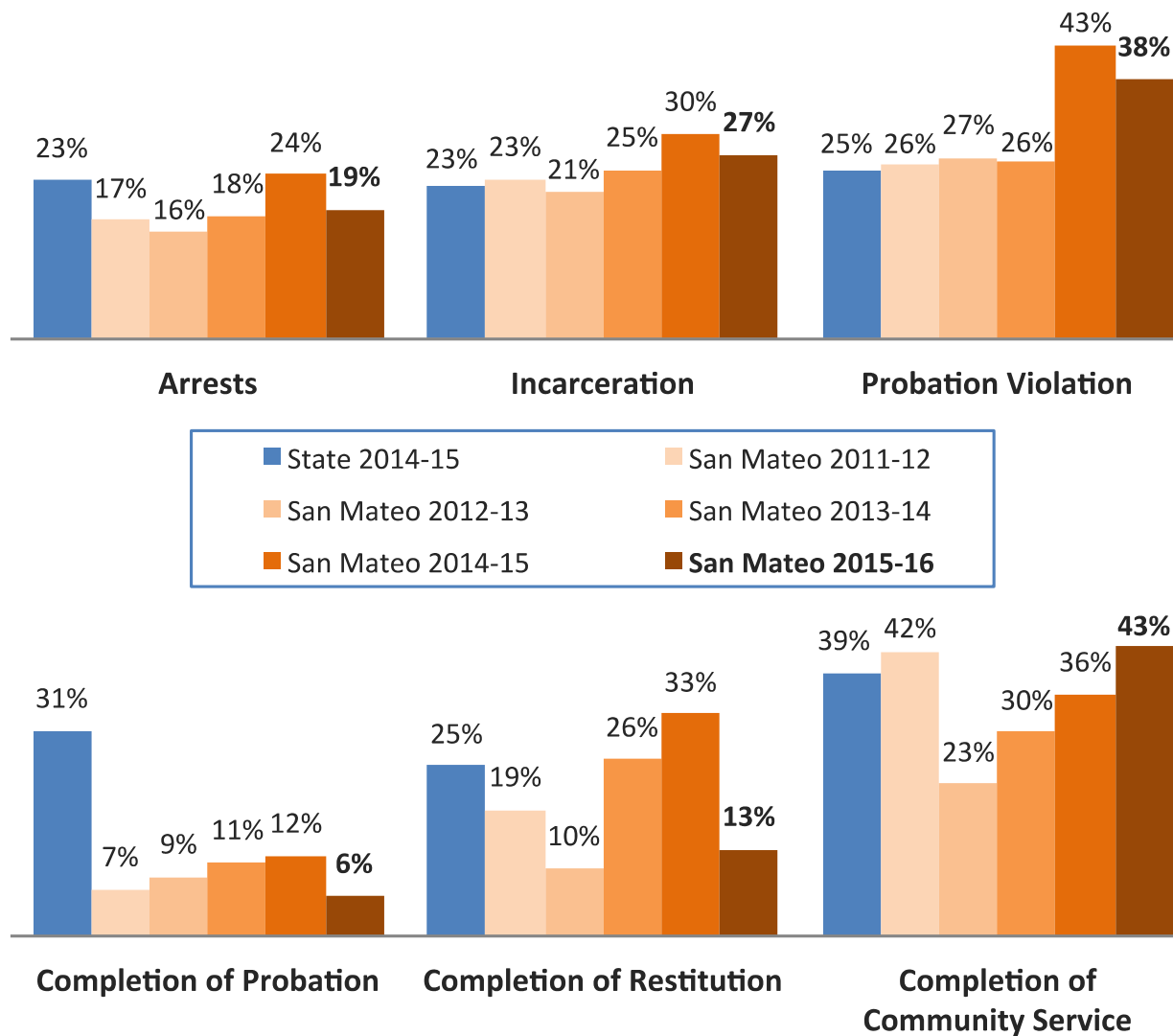


JJCPA MANDATED OUTCOMES

Outcomes	Important notes
1. Arrest rate for new law violation	Filed charges vs. sustained charges
2. Incarceration rate	Reasons for incarceration
3. Probation violation rate	Reasons for probation violation filings
4. Court-ordered probation completion rate	Number of youth on probation varies by program; not completed \neq Fail
5. Court-ordered restitution completion rate	Restitution amounts vary; Not completed \neq Fail
6. Court-ordered community service completion rate	Not completed \neq Fail

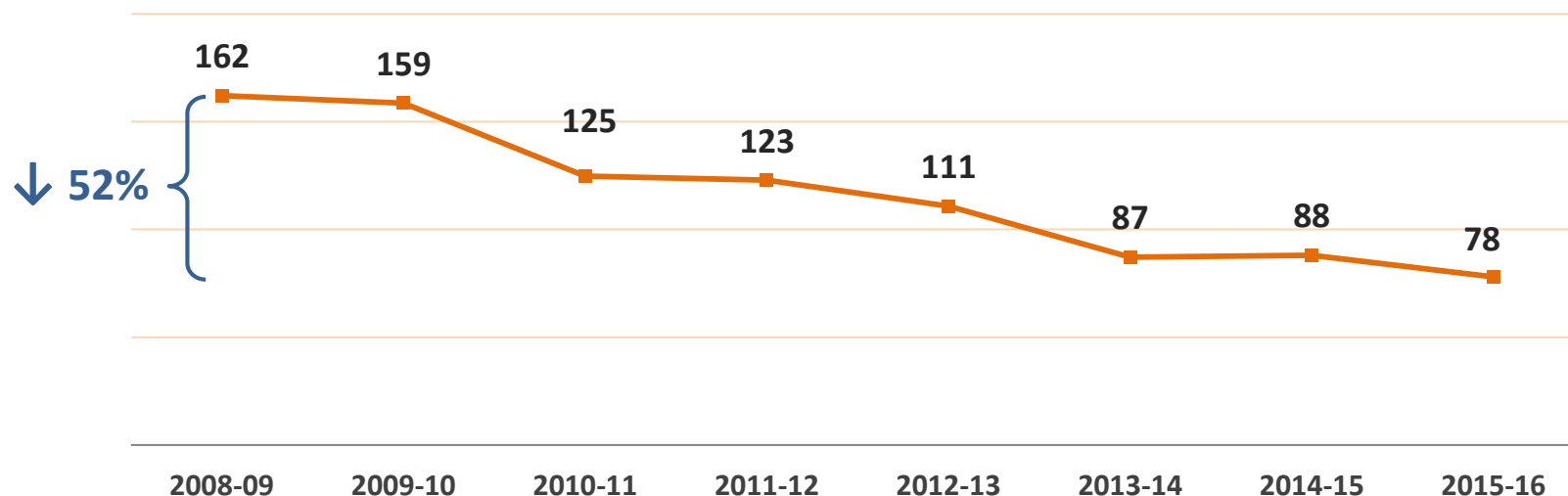
Note: Number of cases varies with each outcome and program

COMPARISON OF JJCPA JUSTICE OUTCOMES BY FY



JUVENILE HALL POPULATION

The average daily Juvenile Hall population, a local outcome for the Assessment Center, has been decreasing over time, down 52% since FY 2008-09 and 11% since FY 2014-15.



PROGRAM-SPECIFIC OUTCOMES

Acknowledge Alliance

125 youth assessed showed an 11% increase in global functioning from pre to post

Family Preservation Program

Only 1 out of 48 youth was given an out-of-home placement order

StarVista Insights

98% of youth made progress on a self-identified goal; 67% showed improved decision-making and relationships skills

Boys & Girls Clubs of the Peninsula

343 youth surveyed had mostly favorable views of the safety and academic rigor of the program

Community Legal Services of EPA

Benefits of services included: prevented loss of housing (30%), enforced housing rights (24%) and economic advancement (19%)

Probation Parent Programs

41 parents surveyed improved on items related to enforcing consequences, parent-child relationship and communication

IN CONCLUSION, OUR PROGRAMS ARE:

- Reaching the most over-represented groups in the Juvenile Justice system
- Serving youth with lower recidivism risk in JPCF programs and higher risk youth in JJCPA programs
 - Low risk on pre-JAIS: JPCF (89%) vs. JJCPA (53%)
 - Remaining challenge: Data not necessarily representative of all programs, CBOs need to improve completeness of data
- Serving youth with needs across domains of functioning, especially related to lack of strengths, substance use and school functioning
 - Highest scores on CANS modules (Youth Strengths, Substance Use, School) confirmed with data on other risk factors (JJCPA only)
 - Remaining challenge: Need more complete CANS data and post-test data to evaluate changes in needs and functioning over time

IN CONCLUSION, OUR PROGRAMS ARE:

- Helping to keep youth out of Juvenile Hall
 - Average daily population has declined 52% since 2008-09; arrests below state rate for 2014-15
 - Remaining challenge: Though rates for incarceration and probation violations declined slightly in FY 2015-16, they remain above state rate

QUESTIONS?

CHRISTINE VAN DONGE CHRISTINE@APPLIEDSURVEYRESEARCH.ORG

MIKE BATES MIKE@APPLIEDSURVEYRESEARCH.ORG

THANK YOU!