

SITE NOTES

1. THE INFORMATION REGARDING THE EXISTING CONDITIONS AND FEATURES SHOWN HEREIN ARE TAKEN FROM THE BEST AVAILABLE DATA AND SOURCES. HOWEVER THE INFORMATION IS NOT GUARANTEED. THE CONTRACTOR SHALL CONFIRM THE ACCURACY THEREOF.
2. PROPERTY LINES, EASEMENTS & EXISTING BUILDINGS SHOWN ON THIS SITE PLAN ARE BASED UPON INFORMATION SUPPLIED BY OTHERS.
3. CONFIRM EXACT LOCATION OF EASEMENTS.
4. PRIOR TO POURING FOUNDATION, CONTRACTOR TO VERIFY LOCATION OF ALL UNDER-SLAB PIPING, SLEEVES, OR CONDUITS REQUIRED BY ANY CONSULTANT OR VENDOR, INCLUDING BUT NOT LIMITED TO: CIVIL, PLUMBING, MECHANICAL, ELECTRICAL, LANDSCAPE, ELEVATOR, ALARM SYSTEMS, CABLE TV, & COMMUNICATIONS.
5. SITE LAYOUT, DIMENSIONS & UTILITIES SHOWN FOR REFERENCE ONLY.

FOR CITY OFFICIAL ONLY
SINGLE-FAMILY MODEL HOUSES

TBD

A.K.I DESIGN GROUP, INC.

526 W FREMONT AVE, #2351,
SUNNYVALE, CA 94087
PHONE: 408.656.2026
EMAIL: SUPPORT@AKIDESIGNGROUP.COM
WWW.AKIDESIGNGROUP.COM

SITE PLAN LEGEND

- PROPERTY LINE
- [Dotted Pattern] LANDSCAPE

Revision	Date	Description

Seal / Signature
CINDY G. NAHOURAI
Cindy Nahourai
CINDY G. NAHOURAI
SIGNED ON BEHALF OF A.K.I DESIGN GROUP, INC.

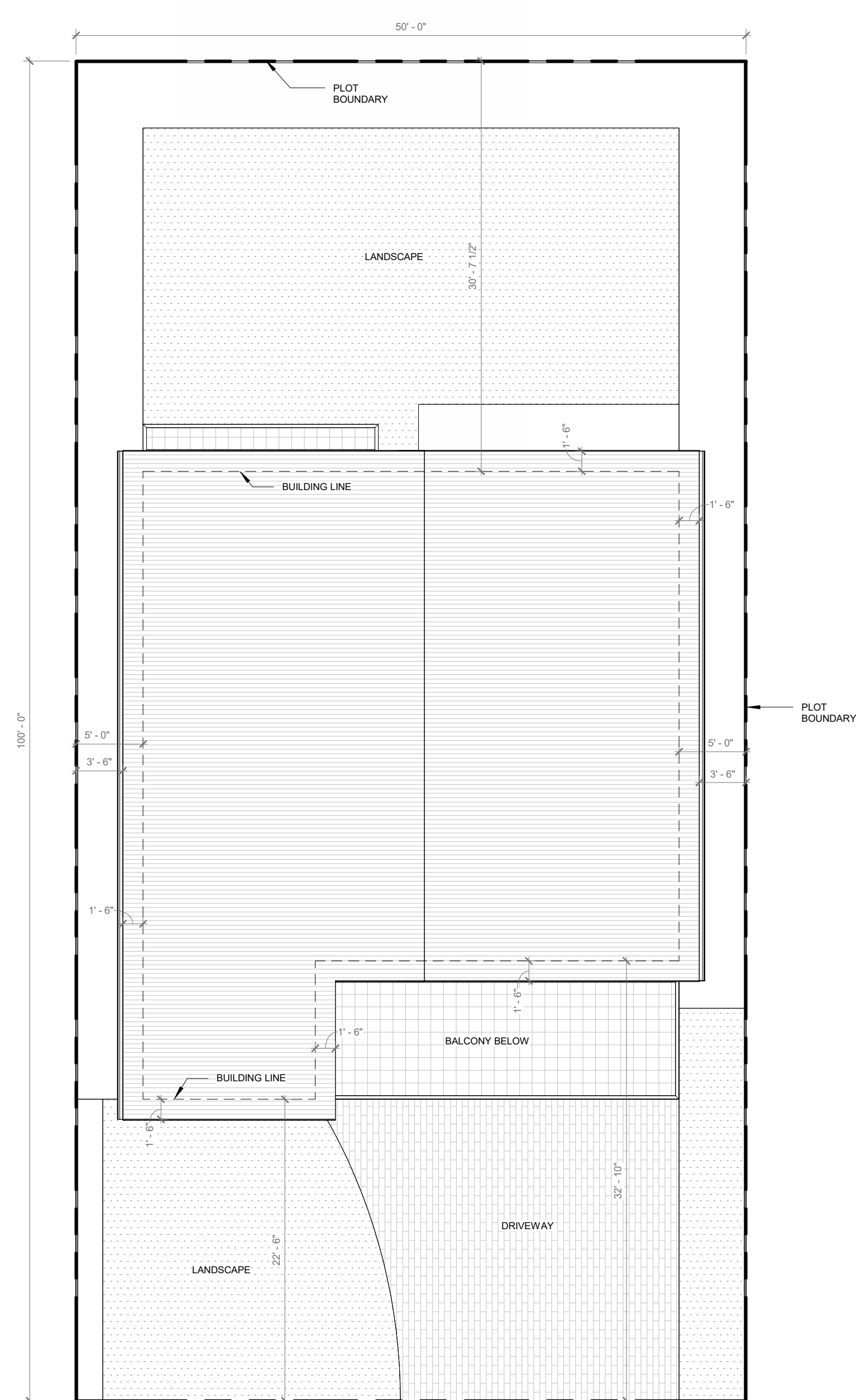
Client Name	OCEAN MOON CORPORATION SHANSHANBY
Date	06/11/2025
Project Number	
Scale	AS NOTED
Description	

PROPOSED SITE PLAN


A100



2 3D VIEW









1 PROPOSED SITE PLAN
1/8" = 1'-0"



3 3D VIEW

PLAN LEGEND

-  AREA NOT IN CONTRACT (N.I.C.)
-  EXISTING WALL
-  NEW WALL - REFER WALL TYPES SCHEDULE
-  EXISTING GLAZING SYSTEM TO REMAIN
-  EXISTING DOOR TO REMAIN
-  NEW DOOR - REFER DOOR SCHEDULE

SINGLE-FAMILY MODEL HOUSES

TBD

A.K.I DESIGN GROUP, INC.

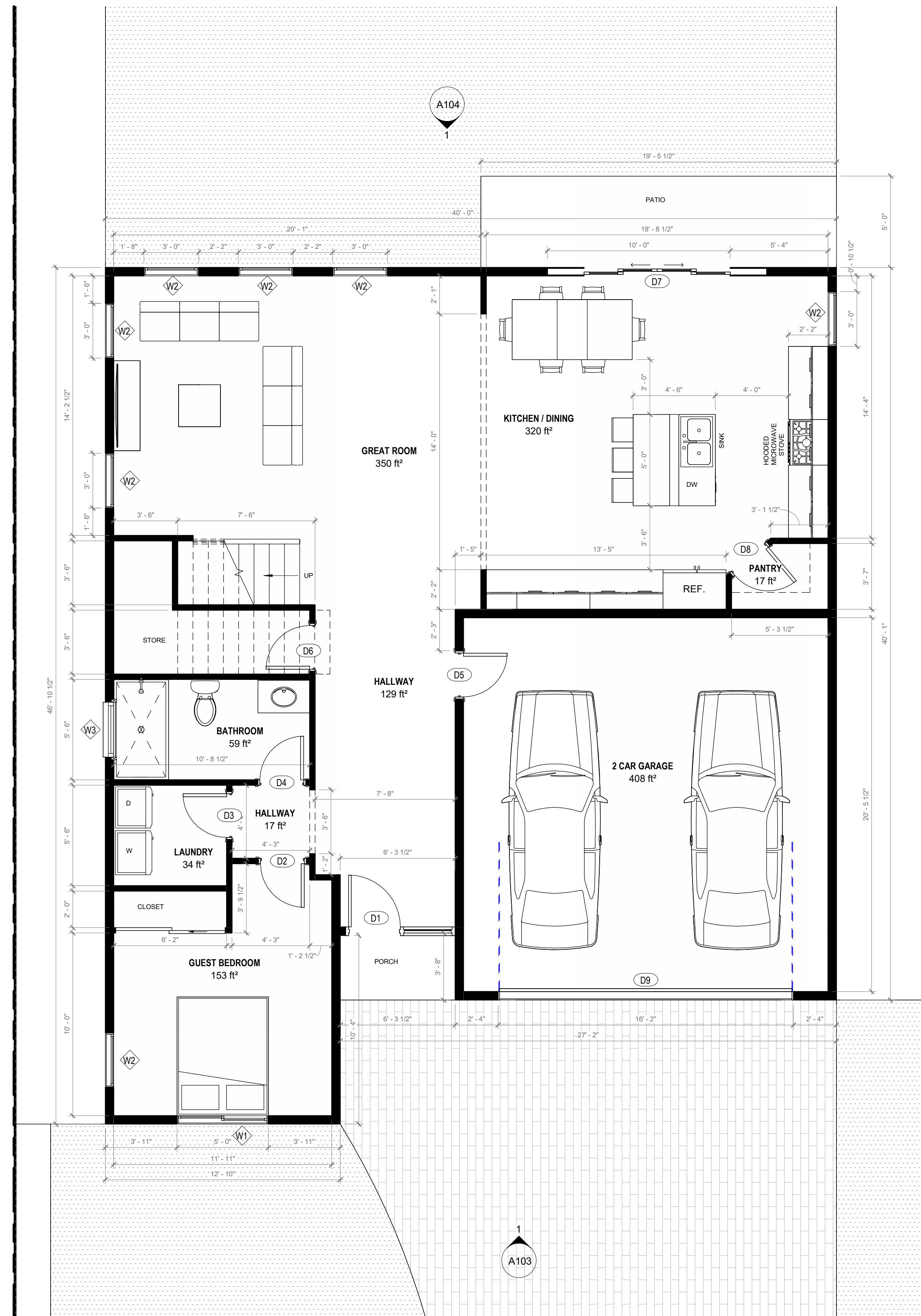
526 W FREMONT AVE, #2351,
SUNNYVALE, CA 94087
PHONE: 408.656.2026
EMAIL: SUPPORT@AKIDESIGNGROUP.COM
WWW.AKIDESIGNGROUP.COM

Revision	Date	Description

Seal / Signature
CINDY G. NAHOURAI

Cindy Nahourai

CINDY G. NAHOURAI
SIGNED ON BEHALF OF A.K.I DESIGN GROUP, INC.



1 PROPOSED FIRST FLOOR PLAN
1/4" = 1'-0"



2 3D VIEW - FIRST FLOOR




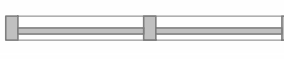


DOOR SCHEDULE - FIRST FLOOR					
ROOM NAME	DOOR NO.	HEIGHT	WIDTH	THICKNESS	DESCRIPTION
HALLWAY	D1	7' - 0"	2' - 10"	0' - 2"	EXTERIOR SINGLE DOOR WITH SIDE GLASS
GUEST BEDROOM	D2	7' - 0"	2' - 8"	0' - 2"	INTERIOR SINGLE DOOR
LAUNDRY	D3	7' - 0"	2' - 8"	0' - 2"	INTERIOR SINGLE DOOR
BATHROOM	D4	7' - 0"	2' - 8"	0' - 2"	INTERIOR SINGLE DOOR
2 CAR GARAGE	D5	7' - 0"	2' - 8"	0' - 2"	INTERIOR SINGLE DOOR
HALLWAY	D6	7' - 0"	2' - 8"	0' - 2"	INTERIOR SINGLE DOOR
KITCHEN / DINING	D7	7' - 0"	8' - 0"	0' - 2"	EXTERIOR SLIDING 4 GLASS PANEL DOOR
PANTRY	D8	7' - 0"	2' - 8"	0' - 2"	INTERIOR SINGLE DOOR
2 CAR GARAGE	D9	7' - 0"	16' - 0"	0' - 2"	EXTERIOR GARAGE DOOR

WINDOW SCHEDULE - FIRST FLOOR				
ROOM NAME	WINDOW NO.	HEIGHT	WIDTH	DESCRIPTION
GUEST BEDROOM	W1	4' - 0"	5' - 0"	EGRESS
GREAT ROOM	W2	4' - 0"	3' - 0"	EGRESS
GREAT ROOM	W2	4' - 0"	3' - 0"	EGRESS
GREAT ROOM	W2	4' - 0"	3' - 0"	EGRESS
GREAT ROOM	W2	4' - 0"	3' - 0"	EGRESS
GREAT ROOM	W2	4' - 0"	3' - 0"	EGRESS
GUEST BEDROOM	W2	4' - 0"	3' - 0"	EGRESS
KITCHEN / DINING	W2	4' - 0"	3' - 0"	TEMPERED GLASSES
BATHROOM	W3	2' - 0"	3' - 0"	TEMPERED GLASSES

Client Name: OCEAN MOON CORPORATION SHANSHANBY
Date: 06/11/2025
Project Number:
Scale: AS NOTED
Description:

PROPOSED FIRST FLOOR PLAN

PLAN LEGEND

-  AREA NOT IN CONTRACT (N.I.C.)
-  EXISTING WALL
-  NEW WALL - REFER WALL TYPES SCHEDULE
-  EXISTING GLAZING SYSTEM TO REMAIN
-  EXISTING DOOR TO REMAIN
-  NEW DOOR - REFER DOOR SCHEDULE

FOR CITY OFFICIAL ONLY

SINGLE-FAMILY MODEL HOUSES

TBD

A.K.I DESIGN GROUP, INC.

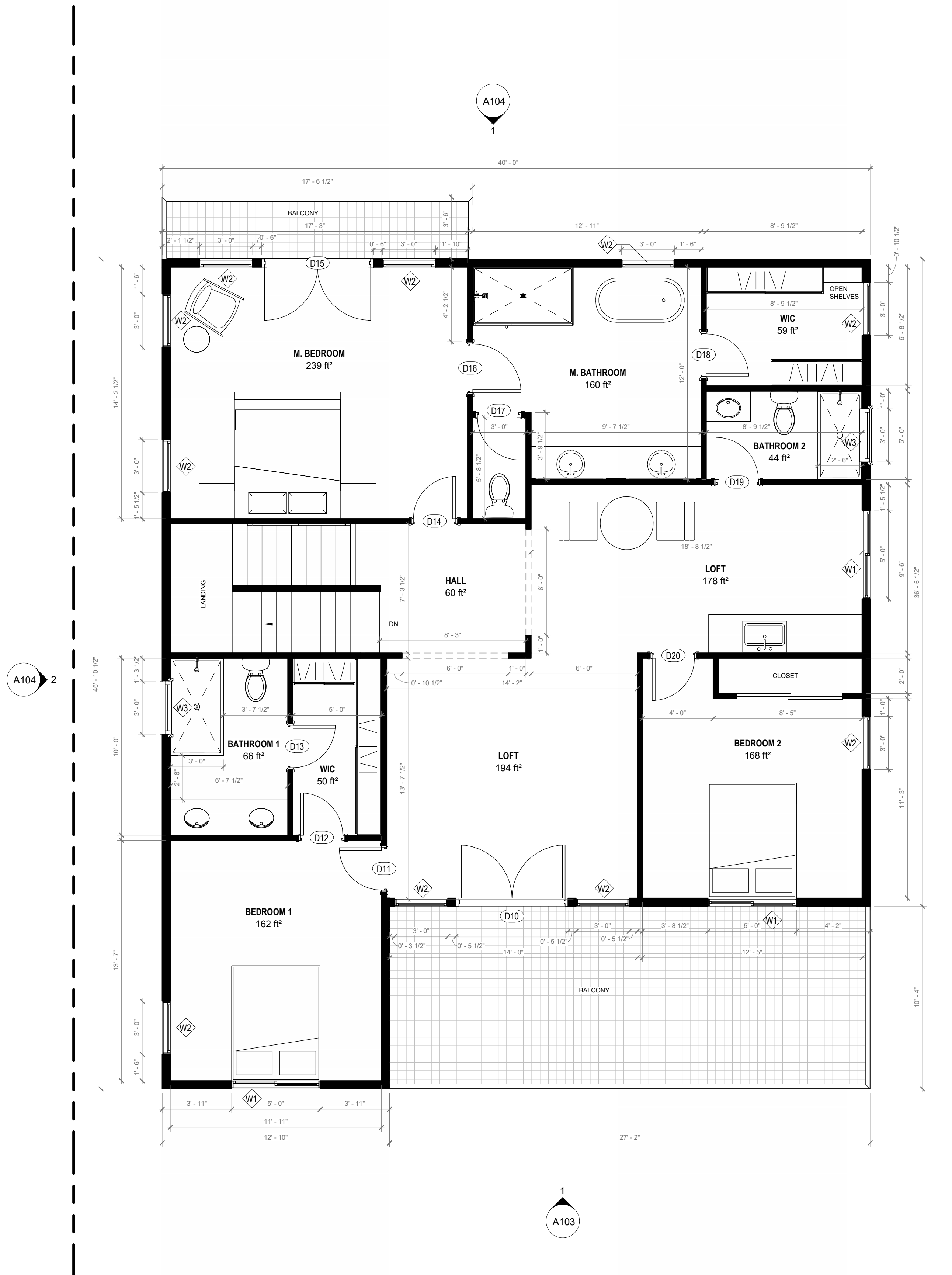
526 W FREMONT AVE, #2351,
SUNNYVALE, CA 94087
PHONE: 408.656.2026
EMAIL: SUPPORT@AKIDESIGNGROUP.COM
WWW.AKIDESIGNGROUP.COM

Revision	Date	Description

Seal / Signature
CINDY G. NAHOURAI

Cindy Nahourai

CINDY G. NAHOURAI
SIGNED ON BEHALF OF A.K.I DESIGN GROUP, INC.



1 SECOND FLOOR PLAN
1/4" = 1'-0"



2 3D VIEW - SECOND FLOOR

DOOR SCHEDULE - SECOND FLOOR					
ROOM NAME	DOOR NO.	HEIGHT	WIDTH	THICKNESS	DESCRIPTION
LOFT	D10	7'-0"	6'-0"	0'-2"	EXTERIOR DOUBLE DOOR WITH FULL VISION GLASS
BEDROOM 1	D11	7'-0"	2'-8"	0'-2"	INTERIOR SINGLE DOOR
WIC	D12	7'-0"	2'-8"	0'-2"	INTERIOR SINGLE DOOR
BATHROOM 1	D13	7'-0"	2'-8"	0'-2"	INTERIOR SINGLE DOOR
M. BEDROOM	D14	7'-0"	2'-8"	0'-2"	INTERIOR SINGLE DOOR
M. BEDROOM	D15	7'-0"	6'-0"	0'-2"	EXTERIOR DOUBLE DOOR WITH FULL VISION GLASS
M. BATHROOM	D16	7'-0"	3'-0"	0'-2"	INTERIOR SINGLE DOOR
M. BATHROOM	D17	7'-0"	2'-8"	0'-2"	INTERIOR SINGLE DOOR
WIC	D18	7'-0"	2'-8"	0'-2"	INTERIOR SINGLE DOOR
LOFT	D19	7'-0"	2'-8"	0'-2"	INTERIOR SINGLE DOOR
BEDROOM 2	D20	7'-0"	2'-8"	0'-2"	INTERIOR SINGLE DOOR

WINDOW SCHEDULE - SECOND FLOOR				
ROOM NAME	WINDOW NO.	HEIGHT	WIDTH	DESCRIPTION
BEDROOM 1	W1	4'-0"	5'-0"	EGRESS
LOFT	W1	4'-0"	5'-0"	EGRESS
BEDROOM 2	W1	4'-0"	5'-0"	EGRESS
M. BEDROOM	W2	4'-0"	3'-0"	EGRESS
M. BEDROOM	W2	4'-0"	3'-0"	EGRESS
M. BEDROOM	W2	4'-0"	3'-0"	EGRESS
BEDROOM 1	W2	4'-0"	3'-0"	EGRESS
BEDROOM 2	W2	4'-0"	3'-0"	EGRESS
LOFT	W2	4'-0"	3'-0"	EGRESS
LOFT	W2	4'-0"	3'-0"	EGRESS
WIC	W2	4'-0"	3'-0"	TEMPERED GLASSES
M. BEDROOM	W2	4'-0"	3'-0"	EGRESS
M. BATHROOM	W2	4'-0"	3'-0"	TEMPERED GLASSES
BATHROOM 1	W3	2'-0"	3'-0"	TEMPERED GLASSES
BATHROOM 2	W3	2'-0"	3'-0"	TEMPERED GLASSES

Client Name: OCEAN MOON CORPORATION SHANSHANEY
Date: 06/11/2025
Project Number:
Scale: AS NOTED
Description:

PROPOSED SECOND FLOOR PLAN

FOR CITY OFFICIAL ONLY

SINGLE-FAMILY MODEL HOUSES

TBD

A.K.I DESIGN GROUP, INC.

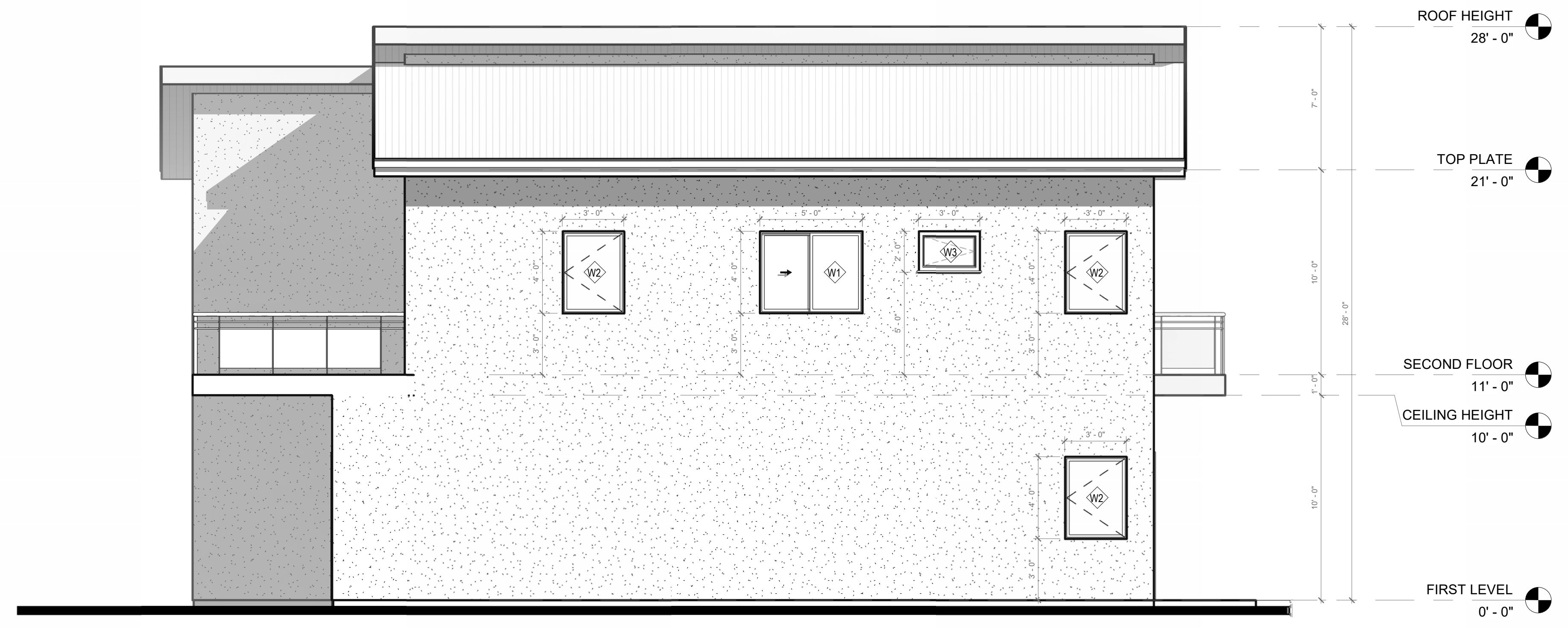
526 W FREMONT AVE, #2351,
SUNNYVALE, CA 94087
PHONE: 408.658.2026
EMAIL: SUPPORT@AKIDESIGNGROUP.COM
WWW.AKIDESIGNGROUP.COM

Revision	Date	Description

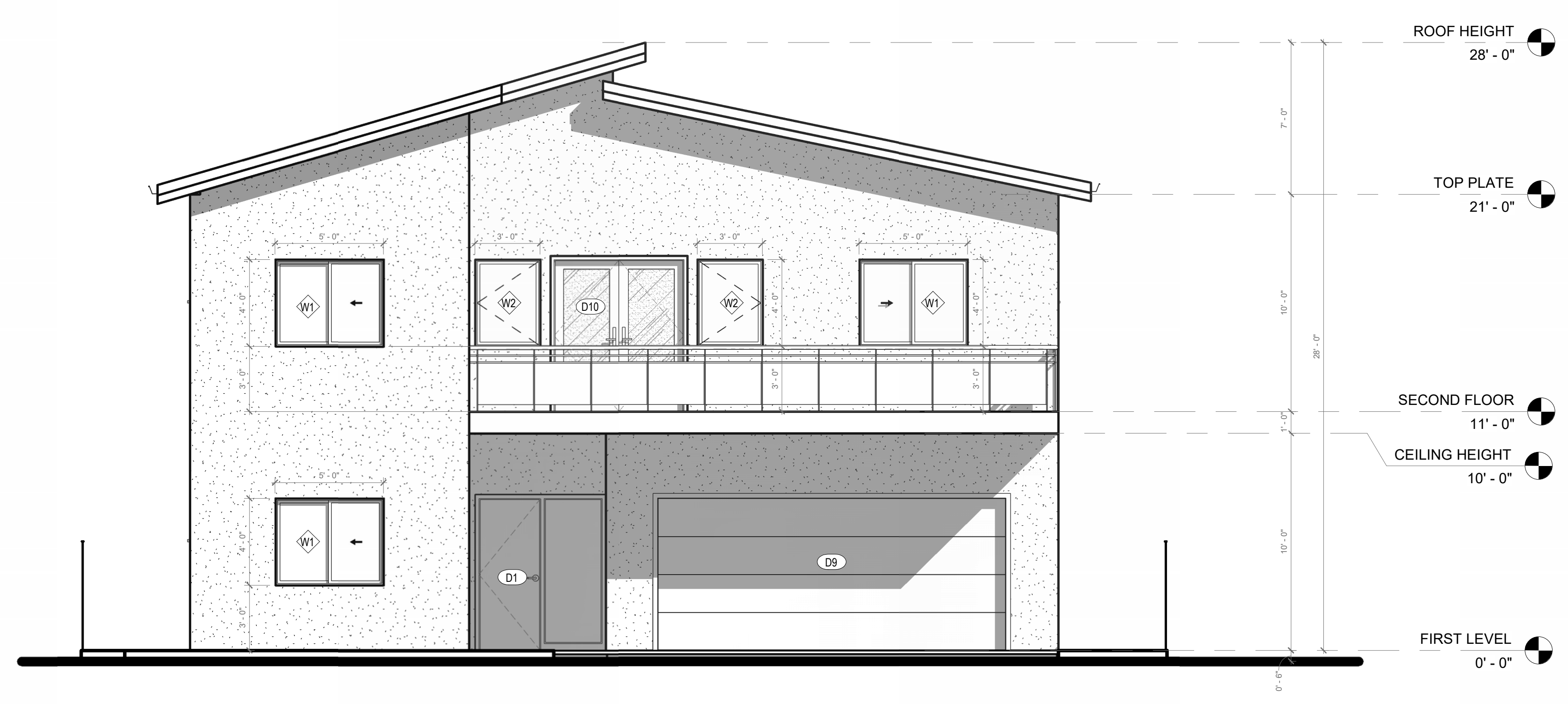
Seal / Signature
CINDY Q. NAHOURAI

Cindy Nahourai

CINDY Q. NAHOURAI
SIGNED ON BEHALF OF A.K.I DESIGN GROUP, INC.



2 RIGHT SIDE ELEVATION
1/4" = 1'-0"



1 FRONT ELEVATION
1/4" = 1'-0"

Client Name	
CLIENT	OCEAN MOON CORPORATION SHANSHANEY
Date	06/11/2025
Project Number	
Scale	AS NOTED
Description	

BUILDING EXTERIOR ELEVATIONS

SITE NOTES

1. THE INFORMATION REGARDING THE EXISTING CONDITIONS AND FEATURES SHOWN HEREIN ARE TAKEN FROM THE BEST AVAILABLE DATA AND SOURCES. HOWEVER THE INFORMATION IS NOT GUARANTEED. THE CONTRACTOR SHALL CONFIRM THE ACCURACY THEREOF.
2. PROPERTY LINES, EASEMENTS & EXISTING BUILDINGS SHOWN ON THIS SITE PLAN ARE BASED UPON INFORMATION SUPPLIED BY OTHERS.
3. CONFIRM EXACT LOCATION OF EASEMENTS.
4. PRIOR TO POURING FOUNDATION, CONTRACTOR TO VERIFY LOCATION OF ALL UNDER-SLAB PIPING, SLEEVES, OR CONDUITS REQUIRED BY ANY CONSULTANT OR VENDOR, INCLUDING BUT NOT LIMITED TO: CIVIL, PLUMBING, MECHANICAL, ELECTRICAL, LANDSCAPE, ELEVATOR, ALARM SYSTEMS, CABLE TV, & COMMUNICATIONS.
5. SITE LAYOUT, DIMENSIONS & UTILITIES SHOWN FOR REFERENCE ONLY.

FOR CITY OFFICIAL ONLY
SINGLE-FAMILY MODEL HOUSES

TBD

A.K.I DESIGN GROUP, INC.

526 W FREMONT AVE, #2351,
 SUNNYVALE, CA 94087
 PHONE: 408.656.2026
 EMAIL: SUPPORT@AKIDESIGNGROUP.COM
 WWW.AKIDESIGNGROUP.COM

SITE PLAN LEGEND

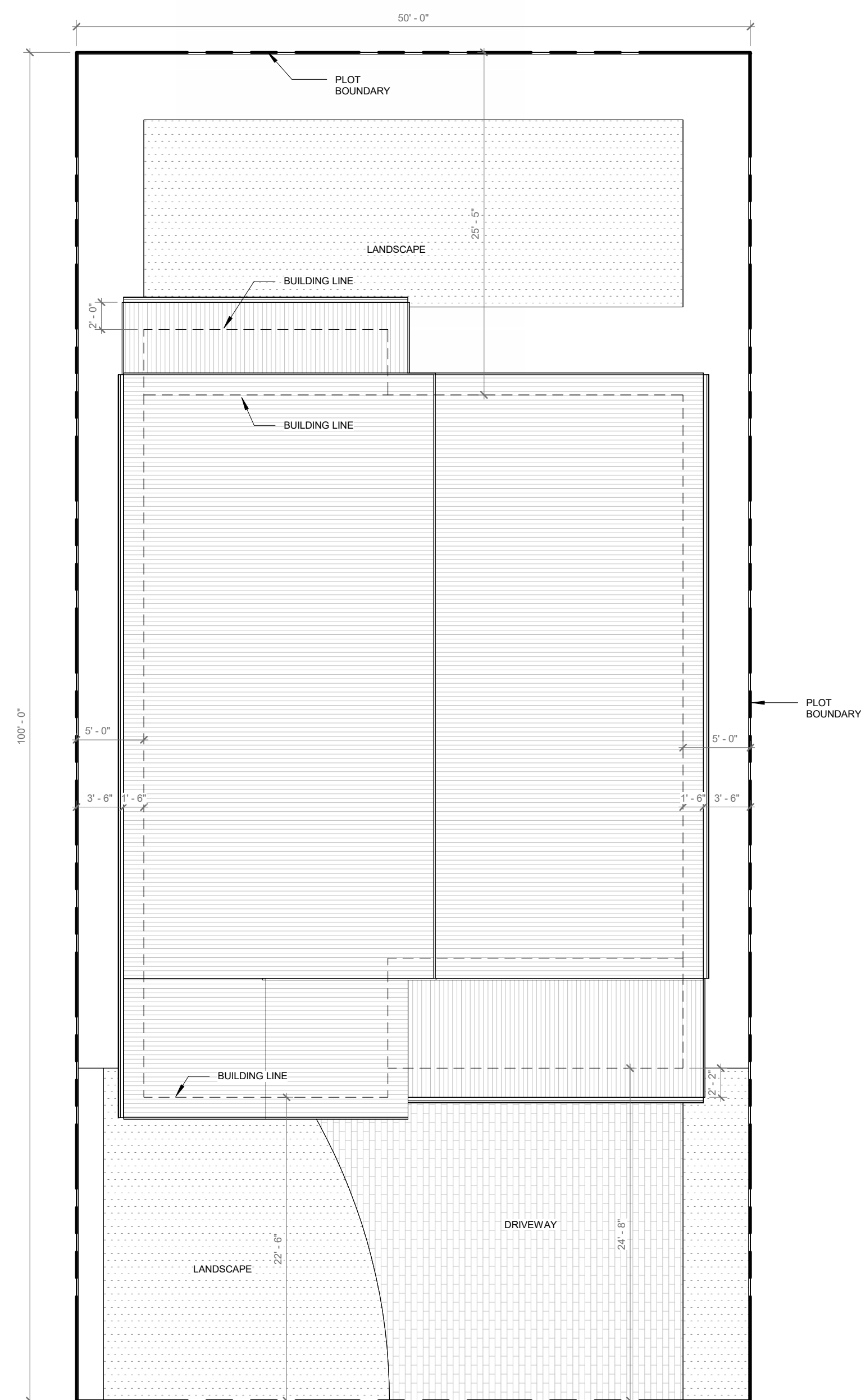
- PROPERTY LINE
- LANDSCAPE

Revision	Date	Description


Seal / Signature
 CINDY Q. NAHOURAI
Cindy Nahourai
 CINDY Q. NAHOURAI
 SIGNED ON BEHALF OF A.K.I DESIGN GROUP, INC.



2 3D VIEW



1 PROPOSED SITE PLAN
 1/8" = 1'-0"









3 3D VIEW

Client Name	OCEAN MOON CORPORATION SHANSHANBY
Date	09.11.2025
Project Number	
Scale	AS NOTED
Description	

PROPOSED SITE PLAN

PLAN LEGEND

-  AREA NOT IN CONTRACT (N.I.C.)
-  EXISTING WALL
-  NEW WALL - REFER WALL TYPES SCHEDULE
-  EXISTING GLAZING SYSTEM TO REMAIN
-  EXISTING DOOR TO REMAIN
-  NEW DOOR - REFER DOOR SCHEDULE

SINGLE-FAMILY MODEL HOUSES

TBD

A.K.I DESIGN GROUP, INC.

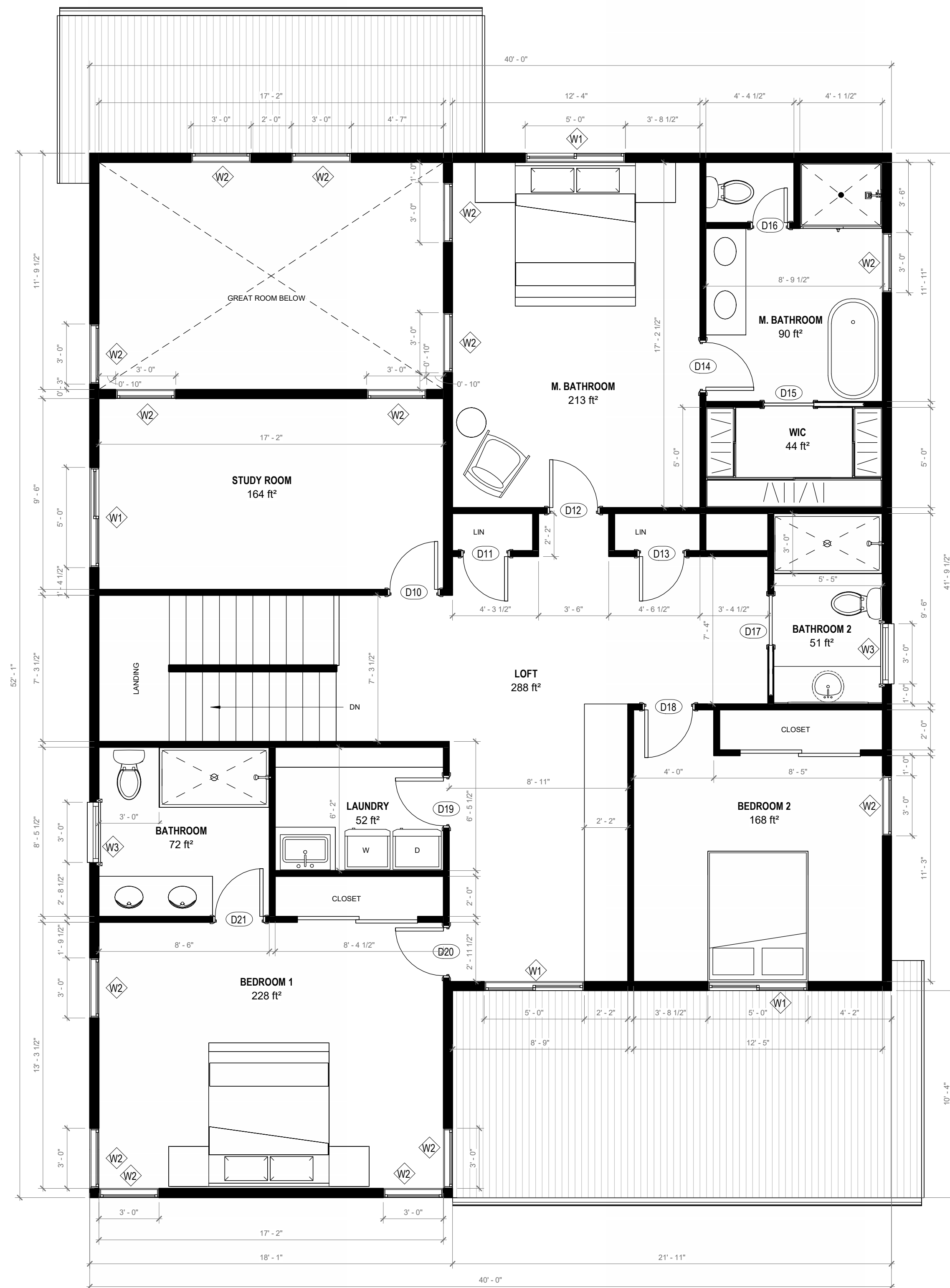
526 W FREMONT AVE, #2351,
SUNNYVALE, CA 94087
PHONE: 408.656.2026
EMAIL: SUPPORT@AKIDESIGNGROUP.COM
WWW.AKIDESIGNGROUP.COM

Revision	Date	Description

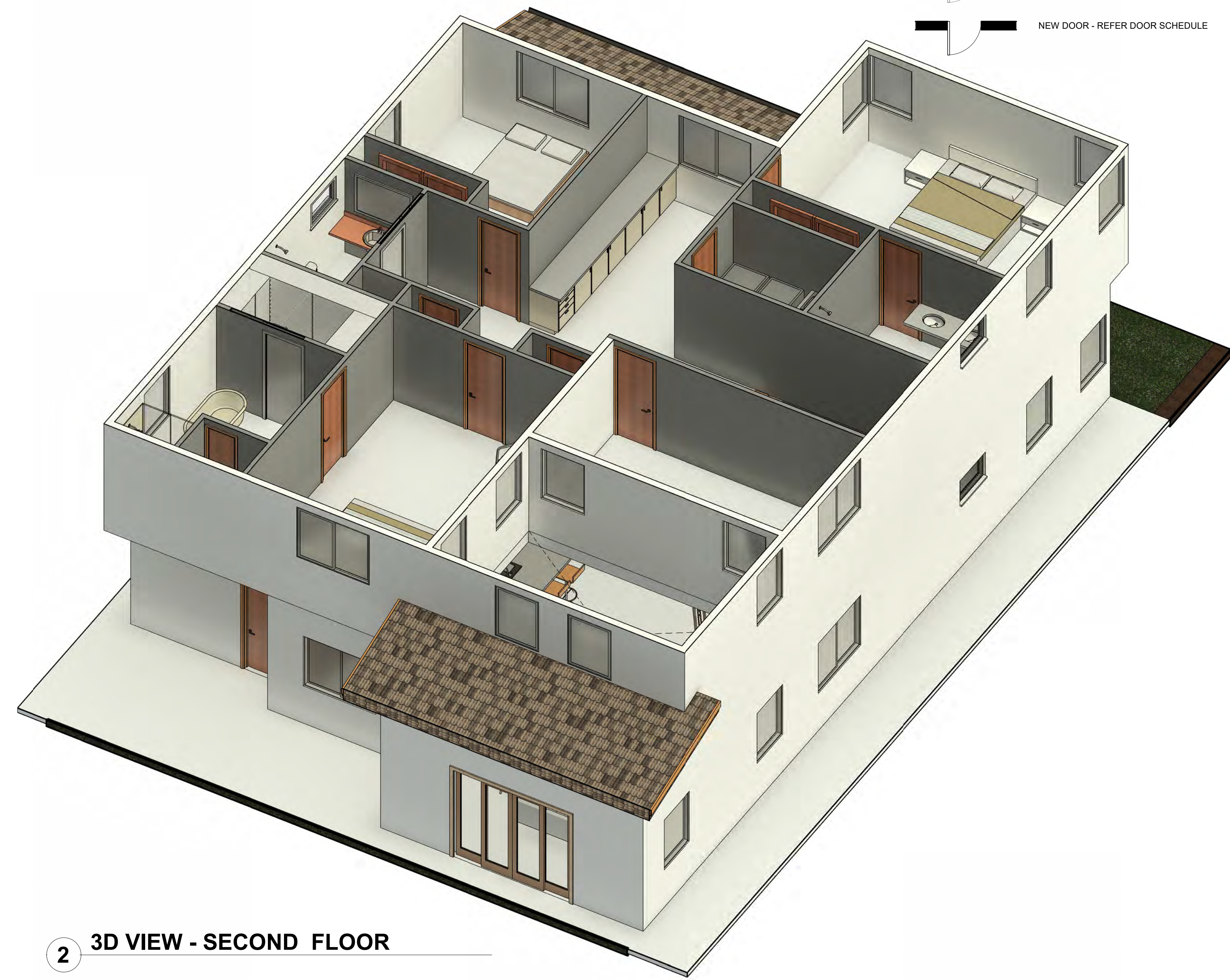
Seal / Signature
CINDY G. NAHOURAI

Cindy Nahourai

CINDY G. NAHOURAI
SIGNED ON BEHALF OF A.K.I DESIGN GROUP, INC.



1 SECOND FLOOR PLAN
1/4" = 1'-0"



2 3D VIEW - SECOND FLOOR

DOOR SCHEDULE - SECOND FLOOR					
ROOM NAME	DOOR NO.	WIDTH	HEIGHT	THICKNESS	DESCRIPTION
GREAT ROOM / DINDING	D10	2' - 8"	7' - 0"	0' - 2"	INTERIOR SINGLE DOOR
LOFT	D11	2' - 6"	7' - 0"	0' - 2"	INTERIOR SINGLE DOOR
M. BATHROOM	D12	2' - 8"	7' - 0"	0' - 2"	INTERIOR SINGLE DOOR
LOFT	D13	2' - 6"	7' - 0"	0' - 2"	INTERIOR SINGLE DOOR
M. BATHROOM	D14	2' - 8"	7' - 0"	0' - 2"	INTERIOR SINGLE DOOR
WIC	D15	2' - 6"	7' - 0"	0' - 2"	INTERIOR SINGLE DOOR
M. BATHROOM	D16	2' - 0"	7' - 0"	0' - 2"	INTERIOR SINGLE DOOR
BATHROOM 2	D17	2' - 6"	7' - 0"	0' - 2"	INTERIOR SINGLE DOOR
BEDROOM 2	D18	2' - 8"	7' - 0"	0' - 2"	INTERIOR SINGLE DOOR
LAUNDRY	D19	2' - 8"	7' - 0"	0' - 2"	INTERIOR SINGLE DOOR
LOFT	D20	2' - 8"	7' - 0"	0' - 2"	INTERIOR SINGLE DOOR
BATHROOM	D21	2' - 8"	7' - 0"	0' - 2"	INTERIOR SINGLE DOOR

WINDOW SCHEDULE - SECOND FLOOR				
ROOM NAME	WINDOW NO.	HEIGHT	WIDTH	DESCRIPTION
BEDROOM 2	W1	4' - 0"	5' - 0"	EGRESS
LOFT	W1	4' - 0"	5' - 0"	EGRESS
GREAT ROOM / DINDING	W1	4' - 0"	5' - 0"	EGRESS
M. BATHROOM	W1	4' - 0"	5' - 0"	EGRESS
BEDROOM 2	W2	4' - 0"	3' - 0"	EGRESS
M. BATHROOM	W2	4' - 0"	3' - 0"	TEMPERED GLASSES
BEDROOM 1	W2	4' - 0"	3' - 0"	EGRESS
BEDROOM 1	W2	4' - 0"	3' - 0"	EGRESS
BEDROOM 1	W2	4' - 0"	3' - 0"	EGRESS
M. BATHROOM	W2	4' - 0"	3' - 0"	EGRESS
GREAT ROOM / DINDING	W2	4' - 0"	3' - 0"	EGRESS
GREAT ROOM / DINDING	W2	4' - 0"	3' - 0"	EGRESS
GREAT ROOM	W2	4' - 0"	3' - 0"	EGRESS
GREAT ROOM / DINDING	W2	4' - 0"	3' - 0"	EGRESS
GREAT ROOM / DINDING	W2	4' - 0"	3' - 0"	EGRESS
BEDROOM 1	W2	4' - 0"	3' - 0"	EGRESS
M. BATHROOM	W2	4' - 0"	3' - 0"	TEMPERED GLASSES
BATHROOM	W3	2' - 0"	3' - 0"	TEMPERED GLASSES
BATHROOM 2	W3	2' - 0"	3' - 0"	TEMPERED GLASSES

Client Name
CLIENT: OCEAN MOON CORPORATION SHANSHANBY
Date
06.11.2025
Project Number
Scale
AS NOTED
Description

PROPOSED SECOND FLOOR PLAN

A102

SINGLE-FAMILY MODEL HOUSES

TBD

A.K.I DESIGN GROUP, INC.

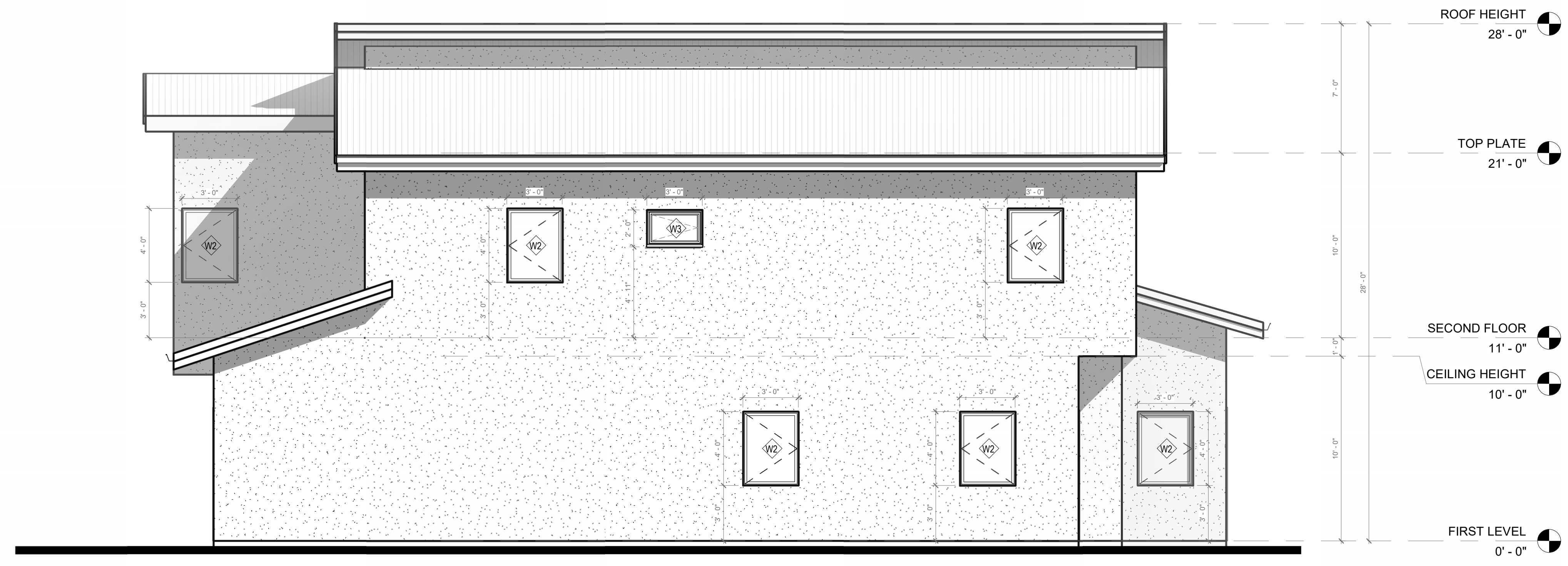
526 W FREMONT AVE, #2351, SUNNYVALE, CA 94087
PHONE: 408.658.2026
EMAIL: SUPPORT@AKIDESIGNGROUP.COM
WWW.AKIDESIGNGROUP.COM

Revision	Date	Description

Seal / Signature
CINDY Q. NAHOURAI
Cindy Nahourai
CINDY Q. NAHOURAI
SIGNED ON BEHALF OF A.K.I DESIGN GROUP, INC.

Client Name	
CLIENT	OCEAN MOON CORPORATION SHANSHANEY
Date	06/11/2025
Project Number	
Scale	AS NOTED
Description	

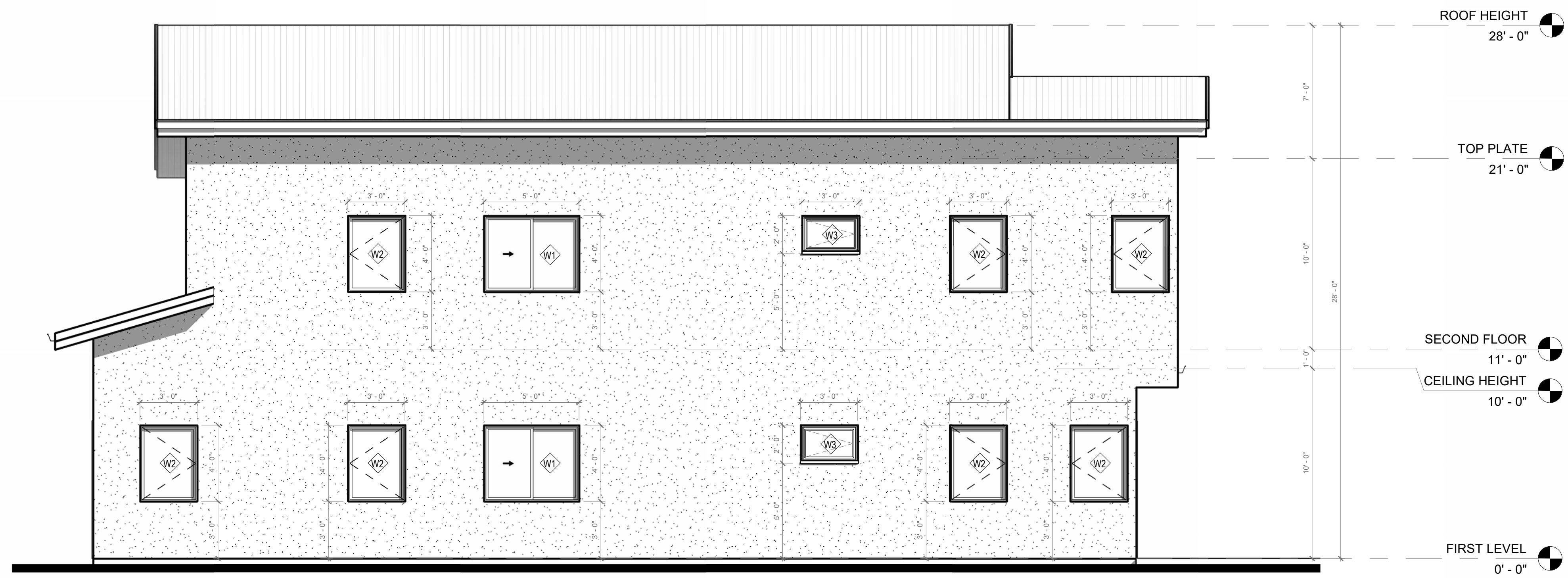
BUILDING EXTERIOR ELEVATIONS



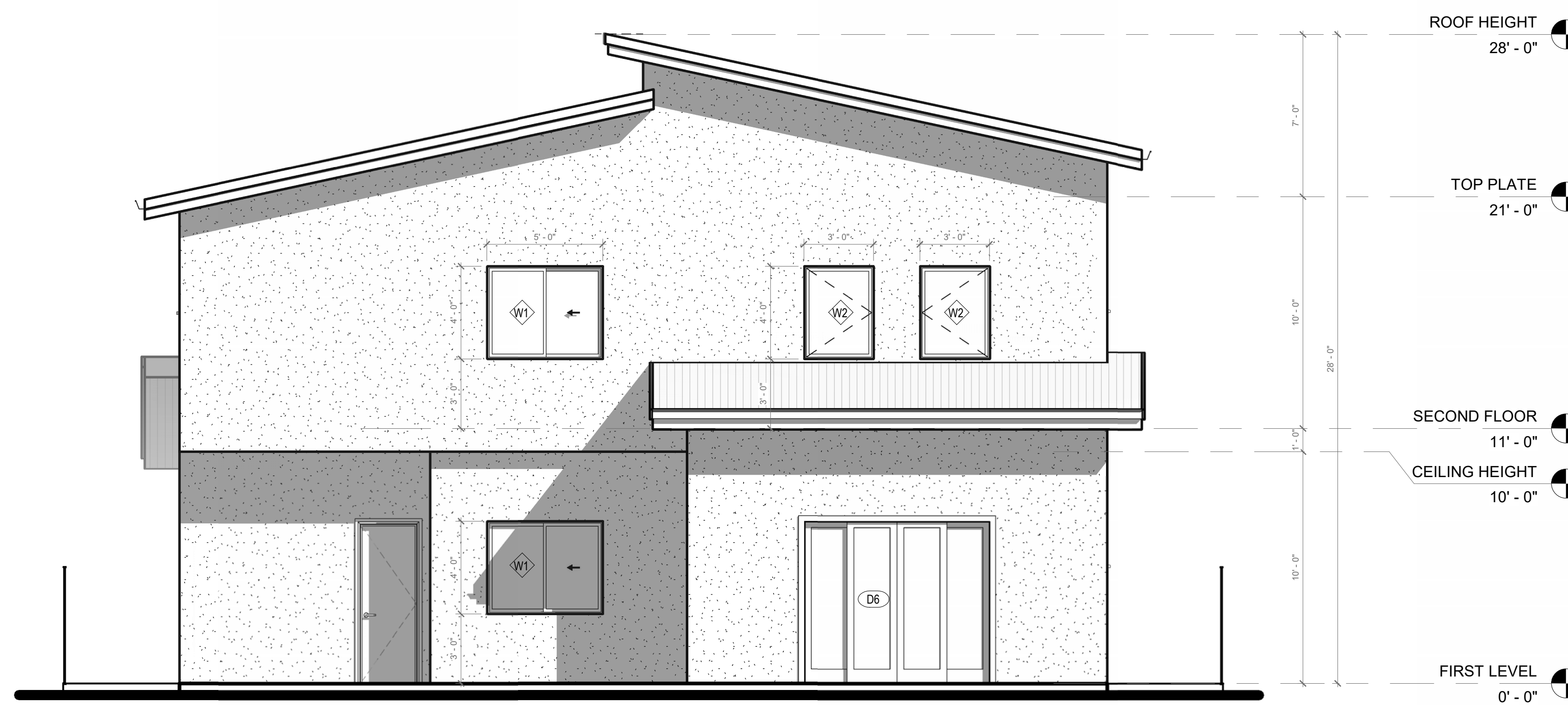
2 RIGHT SIDE ELEVATION
1/4" = 1'-0"



1 FRONT ELEVATION
1/4" = 1'-0"



2 WEST ELEVATION
1/4" = 1'-0"



1 REAR ELEVATION
1/4" = 1'-0"

FOR CITY OFFICIAL ONLY

SINGLE-FAMILY MODEL HOUSES

TBD

A.K.I DESIGN GROUP, INC.

526 W FREMONT AVE, #2351,
SUNNYVALE, CA 94087
PHONE: 408.656.2026
EMAIL: SUPPORT@AKIDESIGNGROUP.COM
WWW.AKIDESIGNGROUP.COM

Revision	Date	Description

Seal / Signature

CINDY Q. NAHOURAI

Cindy Nahourai

CINDY Q. NAHOURAI
SIGNED ON BEHALF OF A.K.I DESIGN GROUP, INC.

Client Name	
CLIENT	OCEAN MOON CORPORATION SHANSHANBY
Date	06/11/2025
Project Number	
Scale	AS NOTED
Description	

BUILDING EXTERIOR ELEVATIONS

SITE NOTES

1. THE INFORMATION REGARDING THE EXISTING CONDITIONS AND FEATURES SHOWN HEREIN ARE TAKEN FROM THE BEST AVAILABLE DATA AND SOURCES. HOWEVER THE INFORMATION IS NOT GUARANTEED. THE CONTRACTOR SHALL CONFIRM THE ACCURACY THEREOF.
2. PROPERTY LINES, EASEMENTS & EXISTING BUILDINGS SHOWN ON THIS SITE PLAN ARE BASED UPON INFORMATION SUPPLIED BY OTHERS.
3. CONFIRM EXACT LOCATION OF EASEMENTS.
4. PRIOR TO POURING FOUNDATION, CONTRACTOR TO VERIFY LOCATION OF ALL UNDER-SLAB PIPING, SLEEVES, OR CONDUITS REQ'D BY ANY CONSULTANT OR VENDOR, INCLUDING BUT NOT LIMITED TO: CIVIL, PLUMBING, MECHANICAL, ELECTRICAL, LANDSCAPE, ELEVATOR, ALARM SYSTEMS, CABLE TV, & COMMUNICATIONS.
5. SITE LAYOUT, DIMENSIONS & UTILITIES SHOWN FOR REFERENCE ONLY.

FOR CITY OFFICIAL ONLY

SINGLE-FAMILY MODEL HOUSES

TBD

A.K.I DESIGN GROUP, INC.

526 W FREMONT AVE, #2351,
SUNNYVALE, CA 94087
PHONE: 408.656.2026
EMAIL: SUPPORT@AKIDESIGNGROUP.COM
WWW.AKIDESIGNGROUP.COM

SITE PLAN LEGEND

- PROPERTY LINE
- LANDSCAPE

Revision	Date	Description

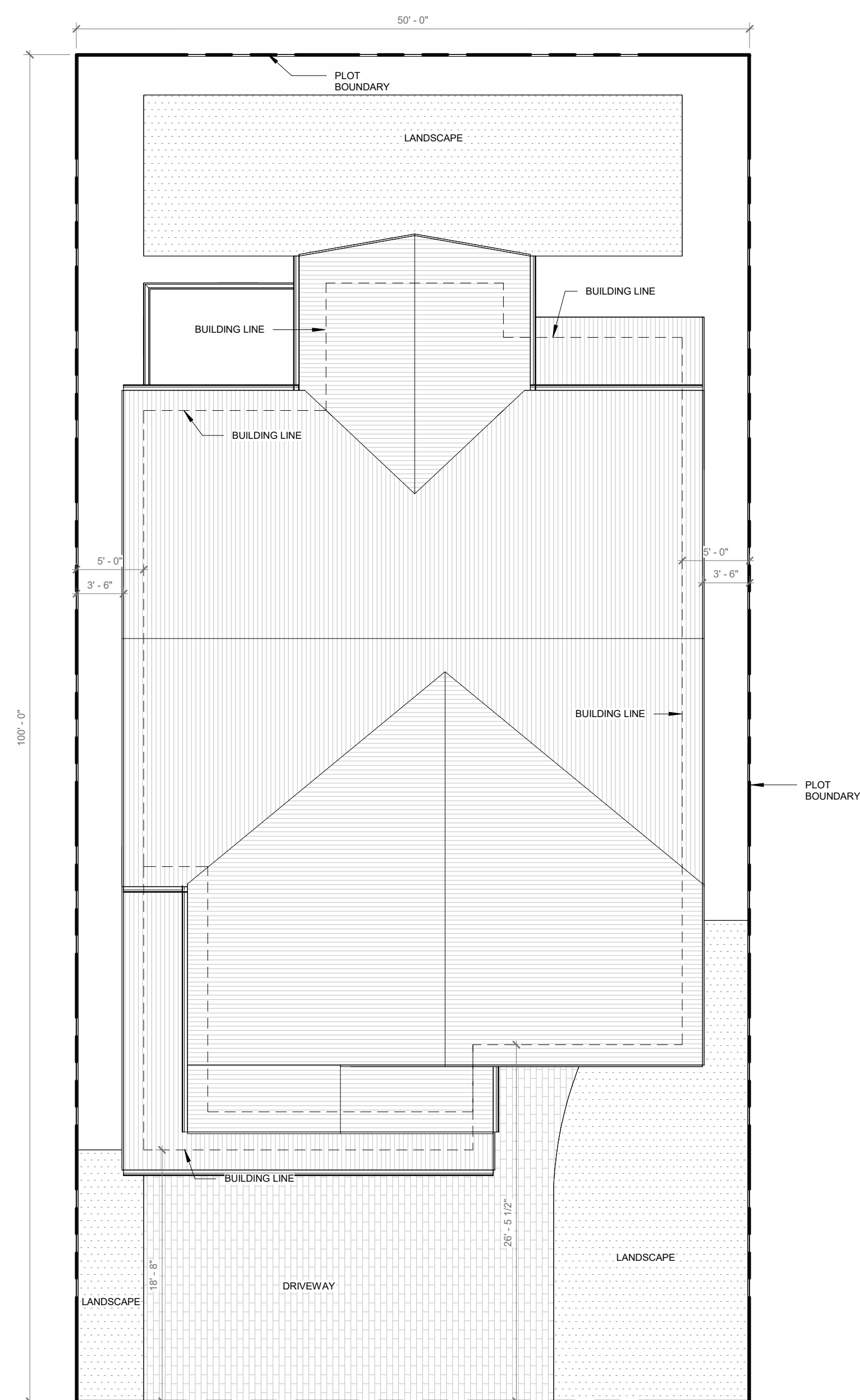
Seal / Signature
CINDY G. NAHOURAI

Cindy Nahourai

CINDY G. NAHOURAI
SIGNED ON BEHALF OF A.K.I DESIGN GROUP, INC.



2 3D VIEW



1 PROPOSED SITE PLAN
1/8" = 1'-0"









3 3D VIEW

Client Name	OCEAN MOON CORPORATION SHANSHANBY
Date	06.11.2025
Project Number	
Scale	AS NOTED
Description	

PROPOSED SITE PLAN

PLAN LEGEND

-  AREA NOT IN CONTRACT (N.I.C.)
-  EXISTING WALL
-  NEW WALL - REFER WALL TYPES SCHEDULE
-  EXISTING GLAZING SYSTEM TO REMAIN
-  EXISTING DOOR TO REMAIN
-  NEW DOOR - REFER DOOR SCHEDULE

FOR CITY OFFICIAL ONLY

SINGLE-FAMILY MODEL HOUSES

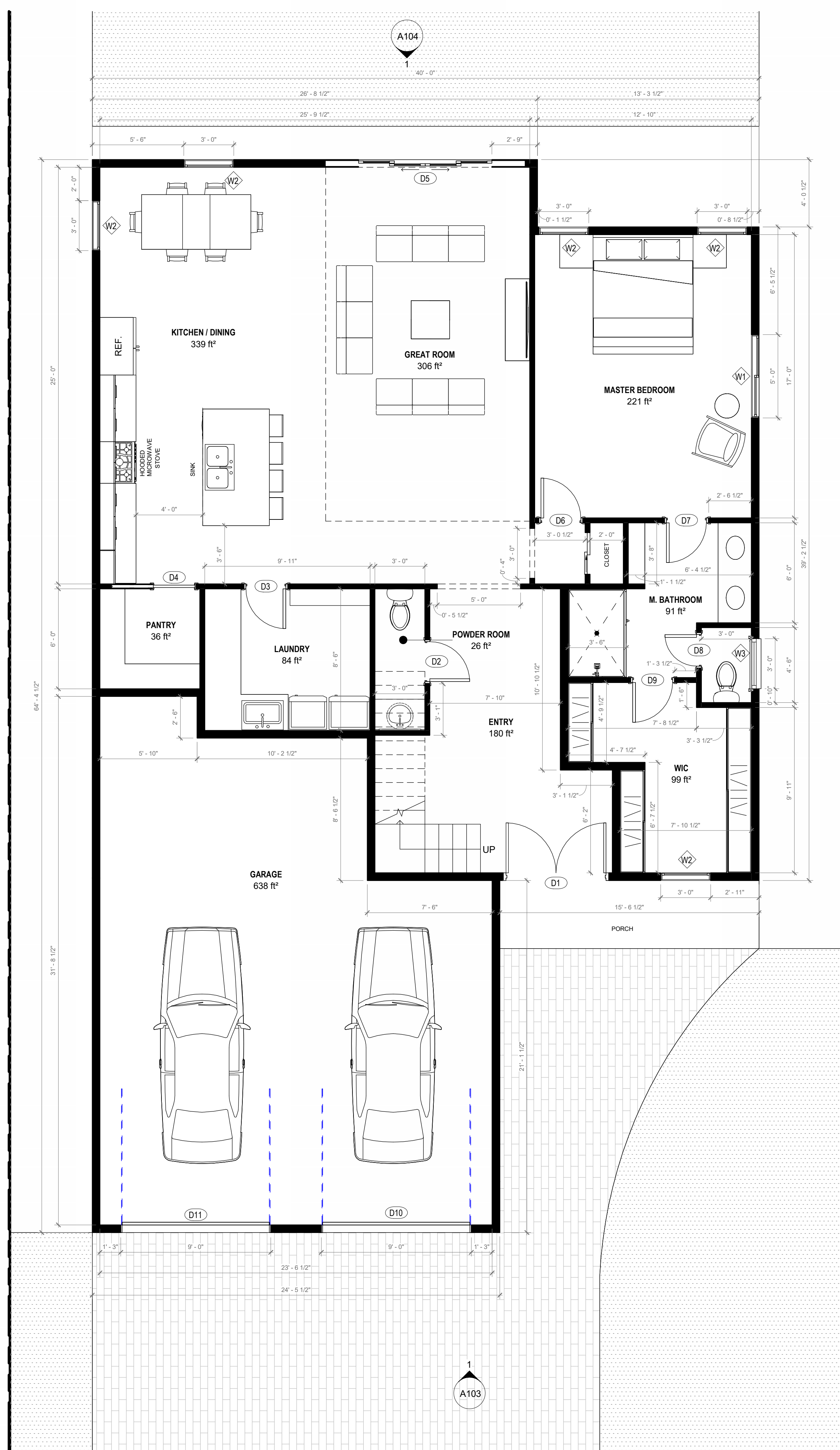
TBD

A.K.I DESIGN GROUP, INC.

526 W FREMONT AVE. #2351,
SUNNYVALE, CA 94087
PHONE: 408.656.2026
EMAIL: SUPPORT@AKIDESIGNGROUP.COM
WWW.AKIDESIGNGROUP.COM

Revision	Date	Description

Seal / Signature
CINDY G. NAHOURAI
Cindy Nahourai
CINDY G. NAHOURAI
SIGNED ON BEHALF OF A.K.I DESIGN GROUP, INC.



1 PROPOSED FIRST FLOOR PLAN
1/4" = 1'-0"



2 3D VIEW - FIRST FLOOR







DOOR SCHEDULE - FIRST FLOOR					
ROOM NAME	DOOR NO.	WIDTH	HEIGHT	THICKNESS	DESCRIPTION
ENTRY	D1	6' - 0"	7' - 0"	0' - 2"	EXTERIOR DOUBLE DOOR
POWDER ROOM	D2	2' - 8"	7' - 0"	0' - 2"	INTERIOR SINGLE DOOR
LAUNDRY	D3	2' - 8"	7' - 0"	0' - 2"	INTERIOR SINGLE DOOR
PANTRY	D4	2' - 6"	7' - 0"	0' - 2"	INTERIOR POCKET DOOR
GREAT ROOM	D5	8' - 0"	7' - 0"	0' - 2"	EXTERIOR SLIDING 4 GLASS PANEL DOOR
MASTER BEDROOM	D6	2' - 8"	7' - 0"	0' - 2"	INTERIOR SINGLE DOOR
M. BATHROOM	D7	2' - 8"	7' - 0"	0' - 2"	INTERIOR SINGLE DOOR
M. BATHROOM	D8	2' - 2"	6' - 9"	0' - 2"	INTERIOR SINGLE DOOR
WIC	D9	2' - 8"	7' - 0"	0' - 2"	INTERIOR SINGLE DOOR
GARAGE	D10	8' - 10"	7' - 0"	0' - 2"	EXTERIOR GARAGE DOOR
GARAGE	D11	8' - 10"	7' - 0"	0' - 2"	EXTERIOR GARAGE DOOR

WINDOW SCHEDULE - FIRST FLOOR				
ROOM NAME	WINDOW NO.	WIDTH	HEIGHT	DESCRIPTION
MASTER BEDROOM	W1	5' - 0"	4' - 0"	EGRESS
KITCHEN / DINING	W2	3' - 0"	4' - 0"	EGRESS
KITCHEN / DINING	W2	3' - 0"	4' - 0"	EGRESS
MASTER BEDROOM	W2	3' - 0"	4' - 0"	EGRESS
MASTER BEDROOM	W2	3' - 0"	4' - 0"	EGRESS
WIC	W2	3' - 0"	4' - 0"	EGRESS
M. BATHROOM	W3	3' - 0"	2' - 0"	TEMPERED GLASSES

Client Name: OCEAN MOON CORPORATION SHANSHANBY
CLIENT: OCEAN MOON CORPORATION SHANSHANBY
Date: 06.11.2025
Project Number:
Scale: AS NOTED
Description:

PROPOSED FIRST FLOOR PLAN

PLAN LEGEND

-  AREA NOT IN CONTRACT (I.C.)
-  EXISTING WALL
-  NEW WALL - REFER WALL TYPES SCHEDULE
-  EXISTING GLAZING SYSTEM TO REMAIN
-  EXISTING DOOR TO REMAIN
-  NEW DOOR - REFER DOOR SCHEDULE

FOR CITY OFFICIAL ONLY

SINGLE-FAMILY MODEL HOUSES

TBD

A.K.I DESIGN GROUP, INC.

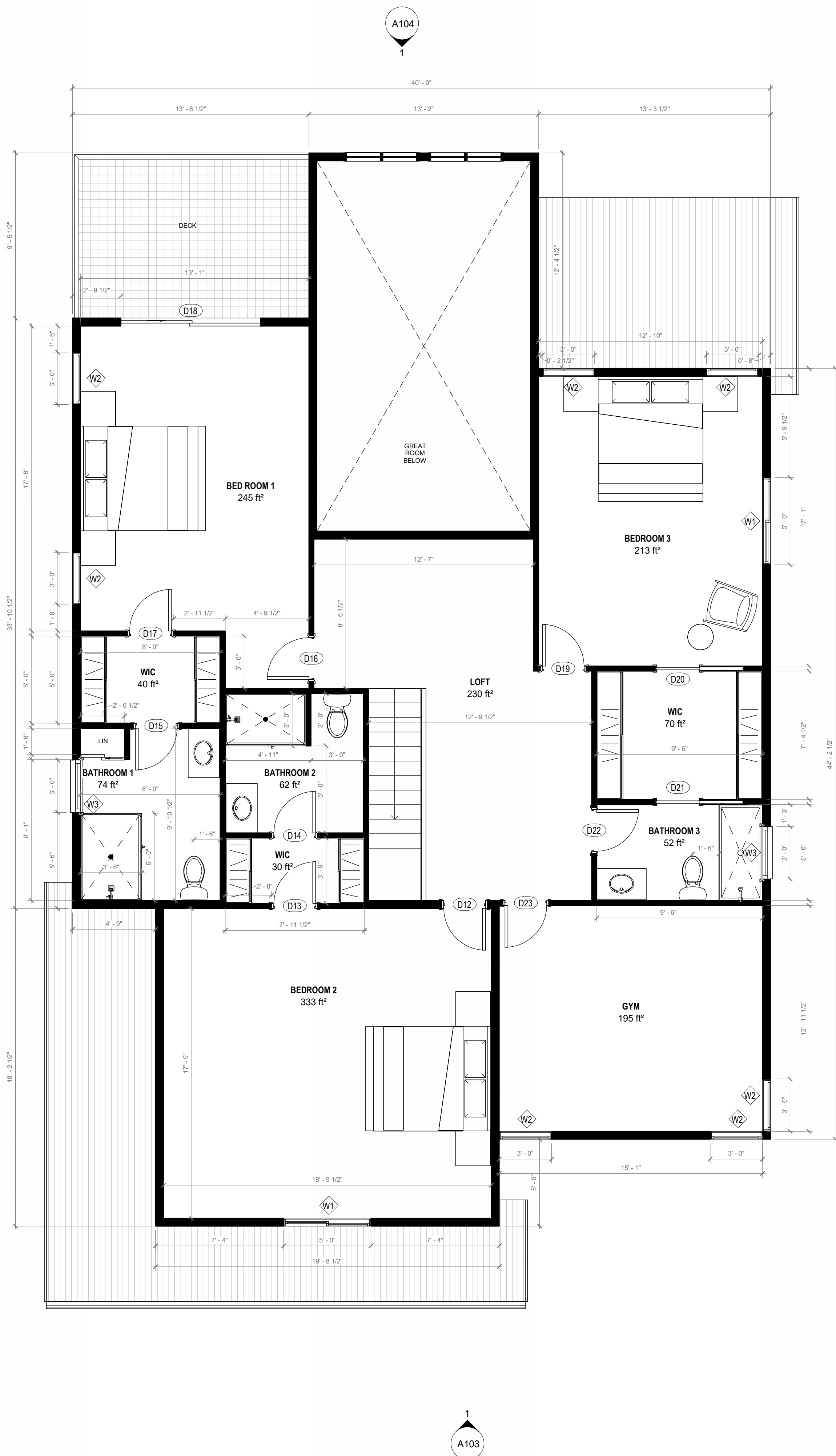
526 W FREMONT AVE, #2351,
SUNNYVALE, CA 94087
PHONE: 408.656.2026
EMAIL: SUPPORT@AKIDESIGNGROUP.COM
WWW.AKIDESIGNGROUP.COM

Revision	Date	Description

Seal / Signature
CINDY G. NAHOURAI

Cindy Nahourai

CINDY G. NAHOURAI
SIGNED ON BEHALF OF A.K.I DESIGN GROUP, INC.



1 SECOND FLOOR PLAN
1/4" = 1'-0"



2 3D VIEW - SECOND FLOOR

DOOR SCHEDULE - SECOND FLOOR					
ROOM NAME	DOOR NO.	WIDTH	HEIGHT	THICKNESS	DESCRIPTION
LOFT	D12	2' - 8"	7' - 0"	0' - 2"	INTERIOR SINGLE DOOR
WIC	D13	2' - 8"	7' - 0"	0' - 2"	INTERIOR SINGLE DOOR
BATHROOM 2	D14	2' - 8"	7' - 0"	0' - 2"	INTERIOR SINGLE DOOR
BATHROOM 1	D15	2' - 8"	7' - 0"	0' - 2"	INTERIOR SINGLE DOOR
LOFT	D16	2' - 8"	7' - 0"	0' - 2"	INTERIOR SINGLE DOOR
BED ROOM 1	D17	2' - 8"	7' - 0"	0' - 2"	INTERIOR SINGLE DOOR
BED ROOM 1	D18	8' - 0"	7' - 0"	0' - 2"	EXTERIOR FULL GLASS SLIDING DOOR
BEDROOM 3	D19	2' - 8"	7' - 0"	0' - 2"	INTERIOR SINGLE DOOR
WIC	D20	2' - 6"	7' - 0"	0' - 2"	INTERIOR SINGLE DOOR
WIC	D21	2' - 6"	7' - 0"	0' - 2"	INTERIOR SINGLE DOOR
LOFT	D22	2' - 8"	7' - 0"	0' - 2"	INTERIOR SINGLE DOOR
GYM	D23	2' - 8"	7' - 0"	0' - 2"	INTERIOR SINGLE DOOR

WINDOW SCHEDULE - SECOND FLOOR				
ROOM NAME	WINDOW NO.	WIDTH	HEIGHT	DESCRIPTION
BEDROOM 3	W1	5' - 0"	4' - 0"	EGRESS
BEDROOM 2	W1	5' - 0"	4' - 0"	EGRESS
BEDROOM 3	W2	3' - 0"	4' - 0"	EGRESS
BEDROOM 3	W2	3' - 0"	4' - 0"	EGRESS
GYM	W2	3' - 0"	4' - 0"	EGRESS
GYM	W2	3' - 0"	4' - 0"	EGRESS
GYM	W2	3' - 0"	4' - 0"	EGRESS
BED ROOM 1	W2	3' - 0"	4' - 0"	EGRESS
BED ROOM 1	W2	3' - 0"	4' - 0"	EGRESS
BATHROOM 1	W3	3' - 0"	2' - 0"	TEMPERED GLASSES
BATHROOM 3	W3	3' - 0"	2' - 0"	TEMPERED GLASSES

Client Name: OCEAN MOON CORPORATION SHANSHANBY
Date: 06.11.2025
Project Number:
Scale: AS NOTED
Description:

PROPOSED SECOND FLOOR PLAN

SINGLE-FAMILY MODEL HOUSES

TBD

A.K.I DESIGN GROUP, INC.

526 W FREMONT AVE, #2351,
SUNNYVALE, CA 94087
PHONE: 408.658.2026
EMAIL: SUPPORT@AKIDESIGNGROUP.COM
WWW.AKIDESIGNGROUP.COM

Revision	Date	Description

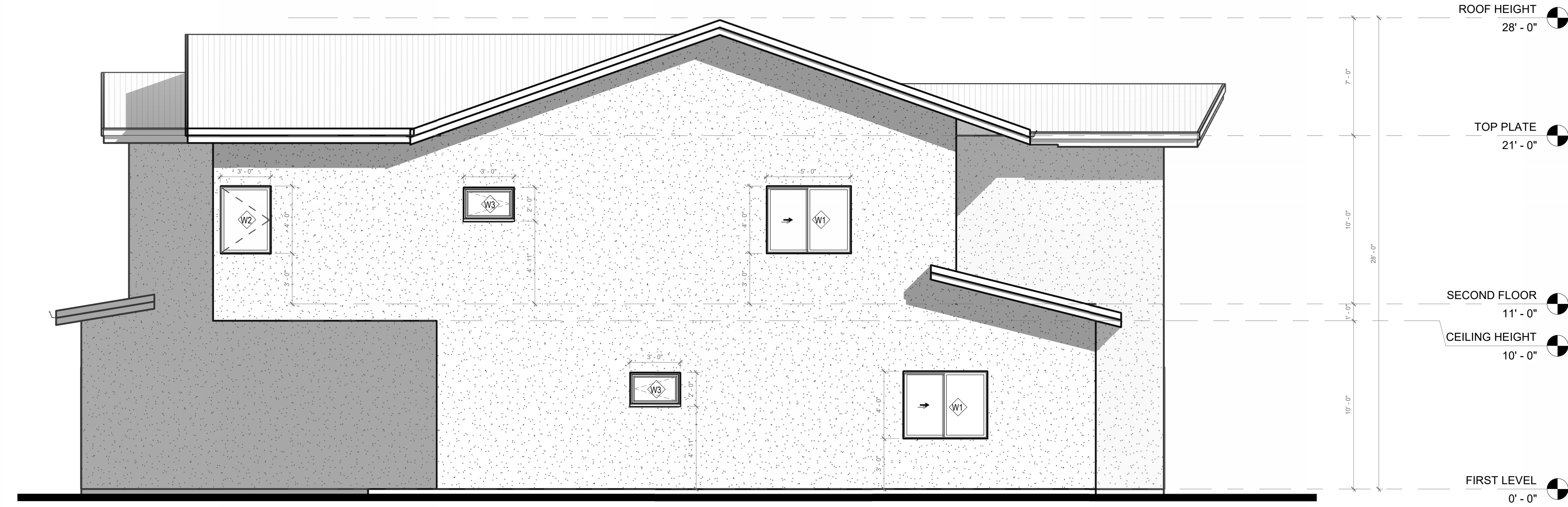
Seal / Signature
CINDY G. NAHOURAI

Cindy Nahourai

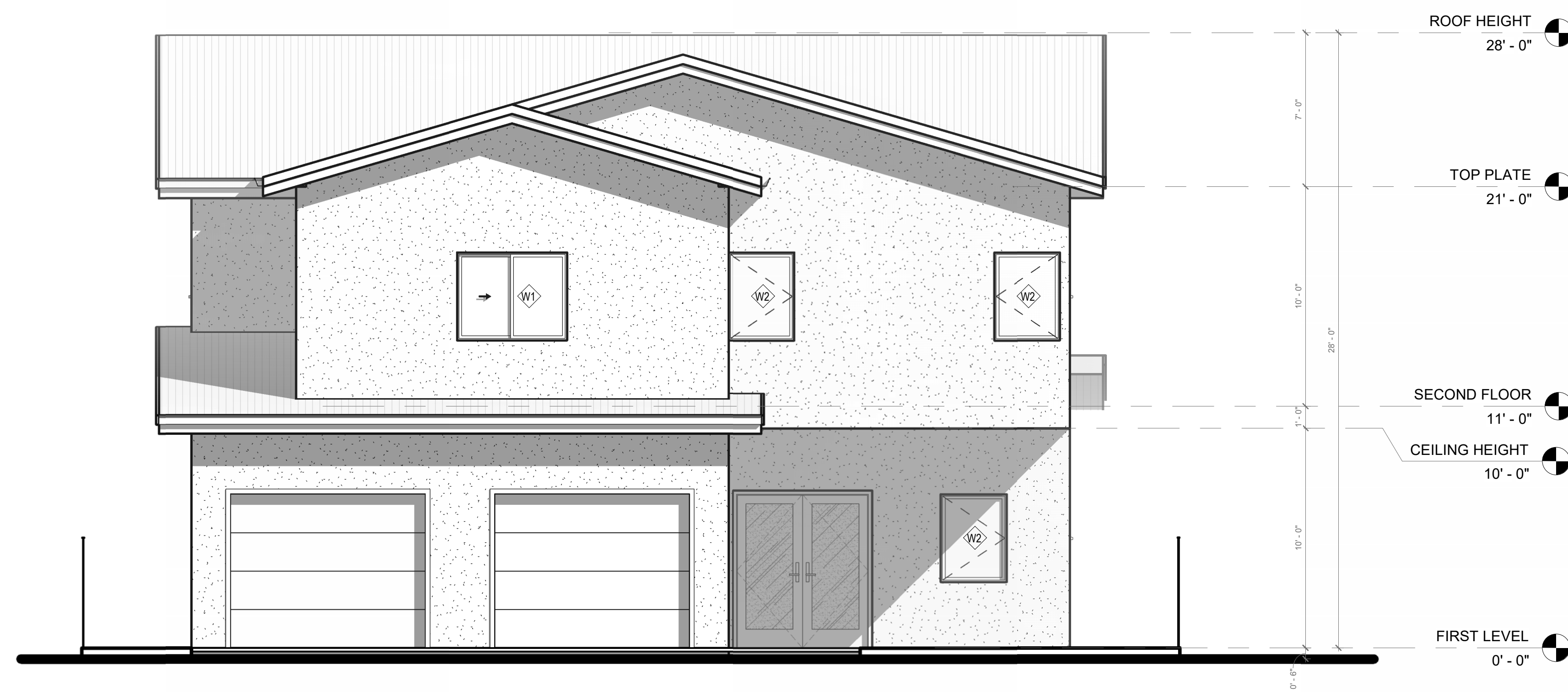
CINDY G. NAHOURAI
SIGNED ON BEHALF OF A.K.I DESIGN GROUP, INC.

Client Name	
CLIENT	OCEAN MOON CORPORATION SHANSHANBY
Date	06/11/2025
Project Number	
Scale	AS NOTED
Description	

BUILDING EXTERIOR ELEVATIONS



2 RIGHT SIDE ELEVATION
1/4" = 1'-0"



1 FRONT ELEVATION
1/4" = 1'-0"

FOR CITY OFFICIAL ONLY

SINGLE-FAMILY MODEL HOUSES

TBD

A.K.I DESIGN GROUP, INC.

526 W FREMONT AVE, #2351,
SUNNYVALE, CA 94087
PHONE: 408.658.2026
EMAIL: SUPPORT@AKIDESIGNGROUP.COM
WWW.AKIDESIGNGROUP.COM

Revision	Date	Description

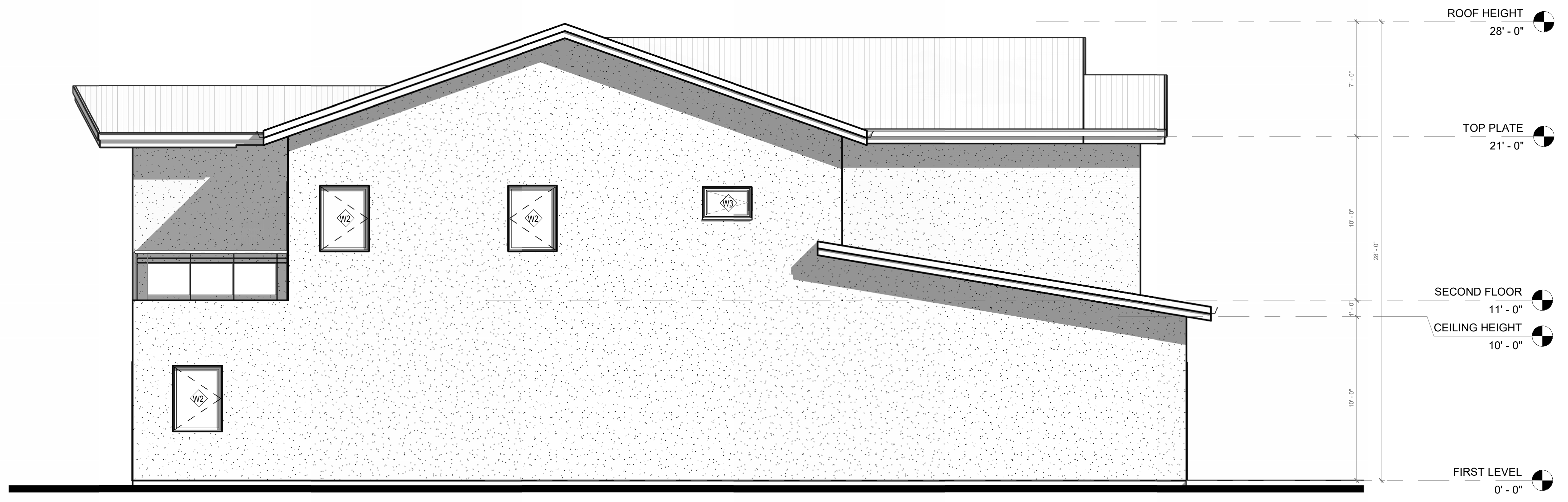
Seal / Signature
CINDY Q. NAHOURAI

Cindy Nahourai

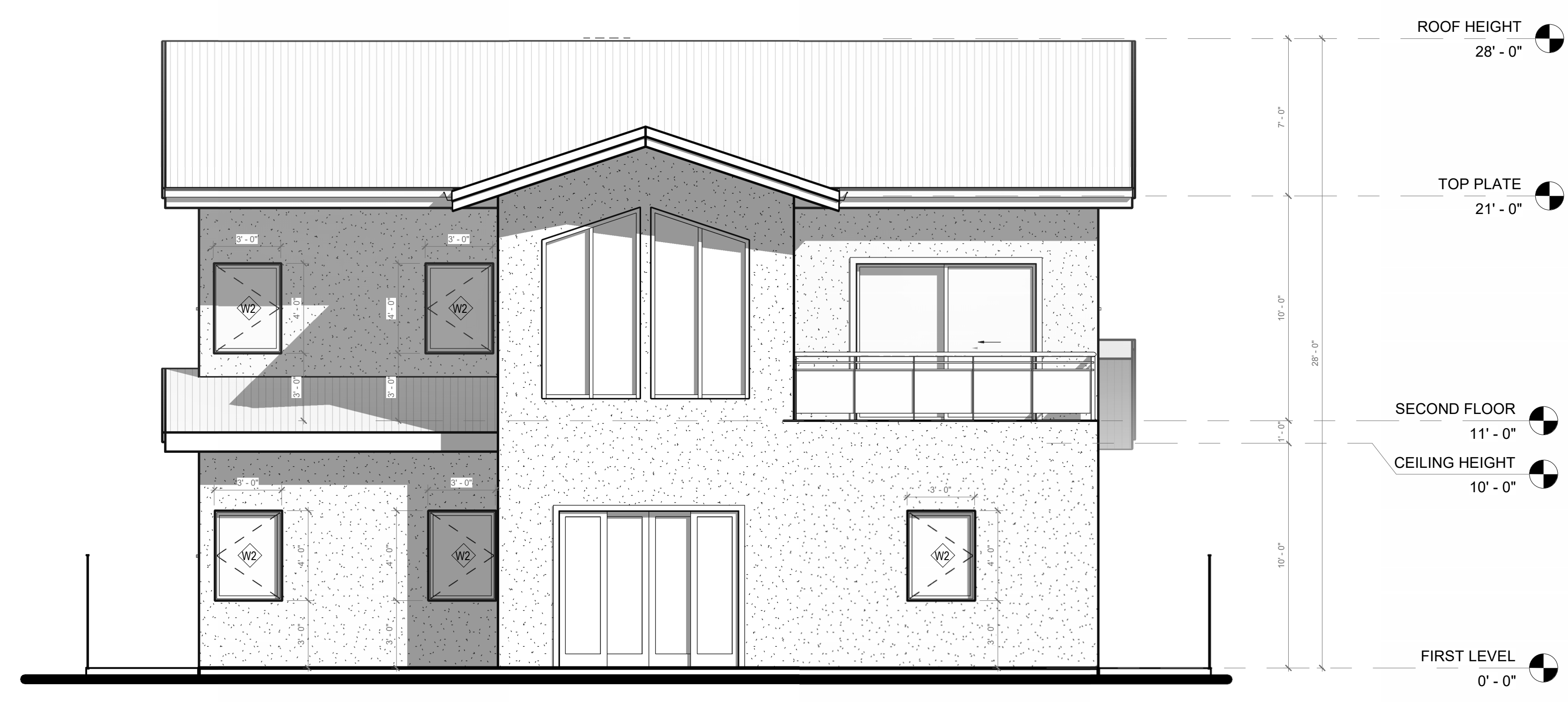
CINDY Q. NAHOURAI
SIGNED ON BEHALF OF A.K.I DESIGN GROUP, INC.

Client Name _____
 CLIENT: OCEAN MOON CORPORATION SHANSHANEY
 Date _____
 06.11.2025
 Project Number _____
 Scale _____
 AS NOTED
 Description _____

BUILDING EXTERIOR ELEVATIONS



2 WEST ELEVATION
1/4" = 1'-0"



1 REAR ELEVATION
1/4" = 1'-0"

NEW SINGLE-FAMILY RESIDENTIAL BUILDING

MODEL # 4

FOR CITY OFFICIAL ONLY

SINGLE-FAMILY MODEL HOUSES

TBD

A.K.I DESIGN GROUP, INC.

526 W. FREMONT AVE., #2351,
SUNNYVALE, CA 94087
PHONE: 408.656.2826
EMAIL: SUPPORT@AKIDESIGNGROUP.COM
WWW.AKIDESIGNGROUP.COM

Revision	Date	Description

Seal / Signature
CINDY G. NAHOURAI

Cindy Nahourai
CINDY G. NAHOURAI
SIGNED ON BEHALF OF A.K.I DESIGN GROUP, INC.

OCEAN MOON CORPORATION SHANSHANBY

405 EL CAMINO REAL, #253 MENLO PARK, CA 94025
UNITED STATES

PHONE: (650) 339-5979
EMAIL: SHANSHANBY@GMAIL.COM

A.K.I DESIGN GROUP, INC

526 W. FREMONT AVE., #2351,
SUNNYVALE, CA 94087

PHONE: 408.656.2826
EMAIL: SUPPORT@AKIDESIGNGROUP.COM

WWW.AKIDESIGNGROUP.COM

DRAWING INDEX

A000	COVER SHEET
A100	PROPOSED SITE PLAN
A101	PROPOSED FIRST FLOOR PLAN
A102	PROPOSED SECOND FLOOR PLAN
A103	BUILDING EXTERIOR ELEVATIONS
A104	BUILDING EXTERIOR ELEVATIONS

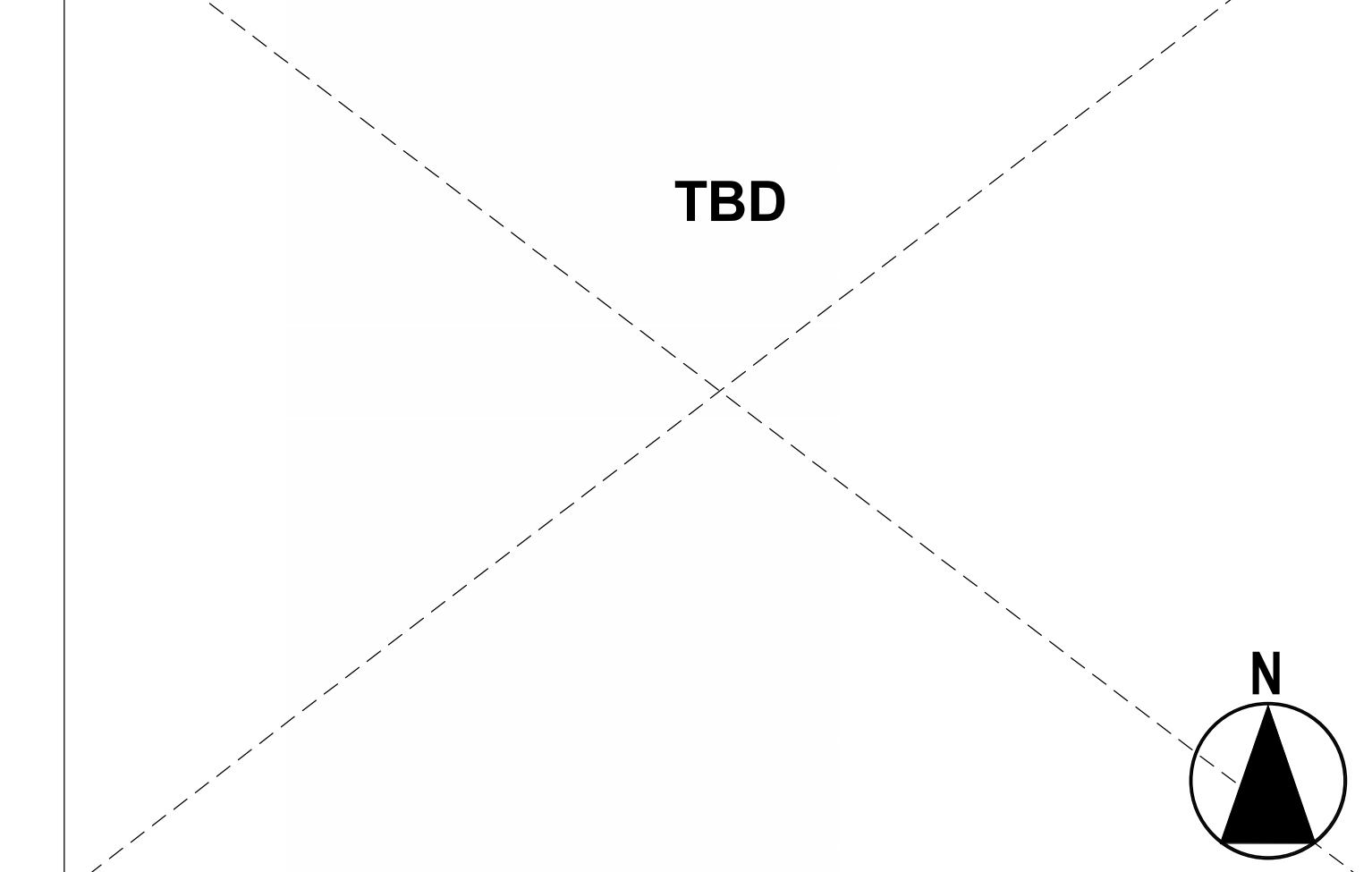
SYMBOLS

	DOOR NUMBER DOOR SCHEDULE HARDWARE GROUP
	WINDOW TYPE
	REVISION NUMBER
	WORK POINT, DATUM POINT OR CONTROL POINT
	ELEVATION IDENTIFICATION SHEET WHERE ELEVATION IS DRAWN
	SECTION IDENTIFICATION SHEET WHERE SECTION IS DRAWN
	DETAIL IDENTIFICATION SHEET WHERE DETAIL IS DRAWN
	INTERIOR ELEVATION IDENTIFICATION SHEET WHERE INTERIOR ELEVATION IS DRAWN
	ROOM NAME & NUMBER SYMBOL

TABULATION

PROJECT ADDRESS:	TBD
APN:	TBD
SITE AREA:	LOT SIZE : 5000.00 SQ.FT
AREA OF WORK:	NEW SINGLE-FAMILY RESIDENTIAL BUILDING WITH 3500.00 SQ.FT LIVABLE SPACES
PARKING:	2-CAR GARAGE SPACES
TYPE OF CONSTRUCTION:	V.B.
OCCUPATION:	R-10
USE ZONE:	SINGLE FAMILY RESIDENTIAL ZONE
CBC:	2022
CFC:	2022
CPC:	2022
CEC:	2022
CALIFORNIA TITLE 24 C.M.C.:	2022
NUMBER OF STORIES:	2
CHEMICAL/HAZARDOUS MATERIALS STORED ON SITE:	NO
AREA CALCULATION :	
PROPOSED LIVABLE ON FIRST FLOOR	= 1714.00 SQ.FT.
PROPOSED LIVABLE ON SECOND FLOOR	= 1786.00 SQ.FT.
TOTAL LIVABLE IN THE ENTIRE HOUSE	= 3500.00 SQ.FT.
PROPOSED NON-LIVABLE ON FIRST FLOOR: GARAGE	= 652.00 SQ.FT.
TOTAL NON-LIVABLE IN THE ENTIRE HOUSE	= 652.00 SQ.FT.
TOTAL GROSS AREA INCLUDING LIVABLE AND NON-LIVABLE IN THE ENTIRE HOUSE	= 4152.00 SQ.FT

VICINITY MAP

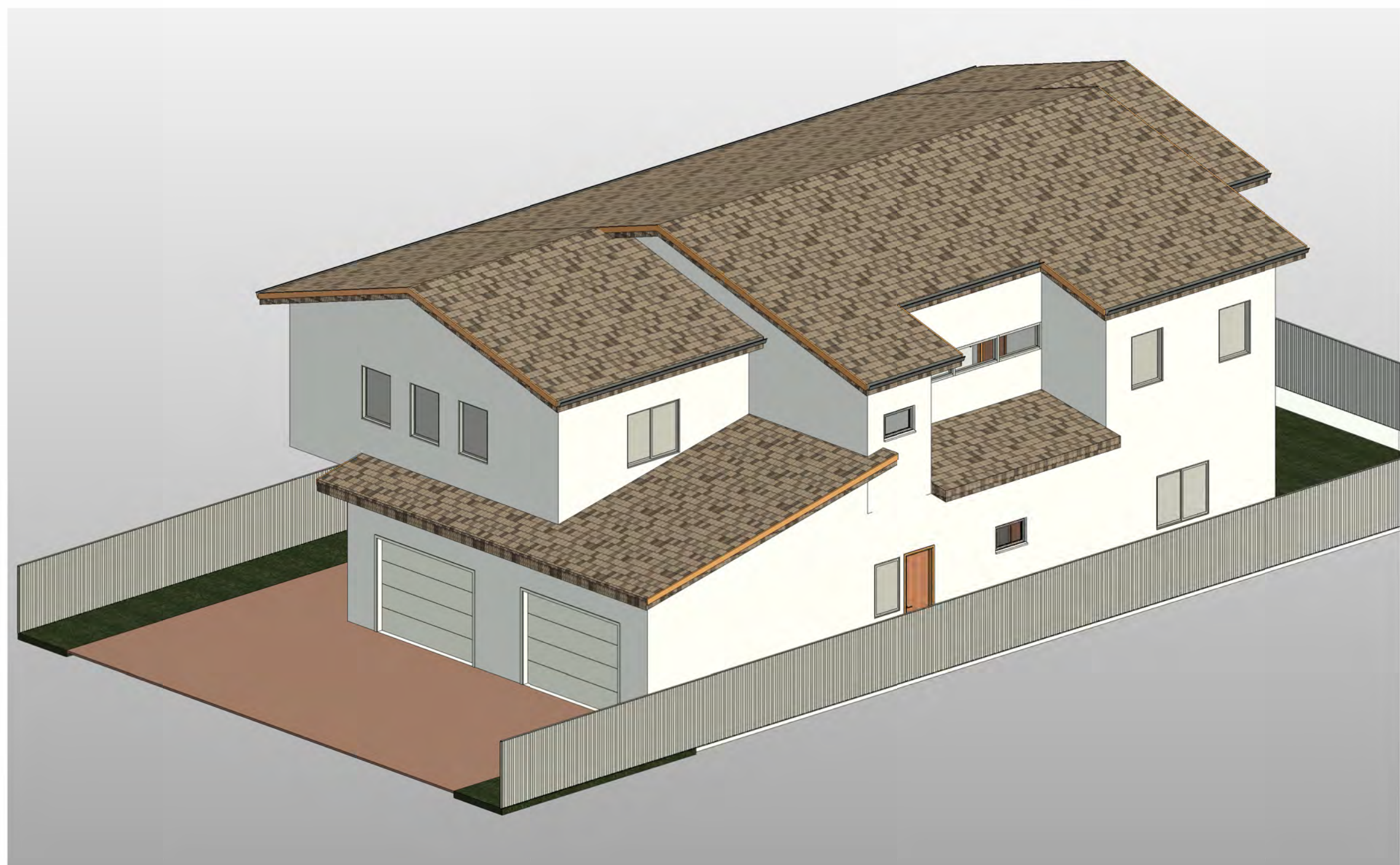


PROJECT DESCRIPTION

NEW SINGLE-FAMILY RESIDENTIAL BUILDING WITH 3500.00 SQ.FT LIVABLE SPACES

ABBREVIATIONS

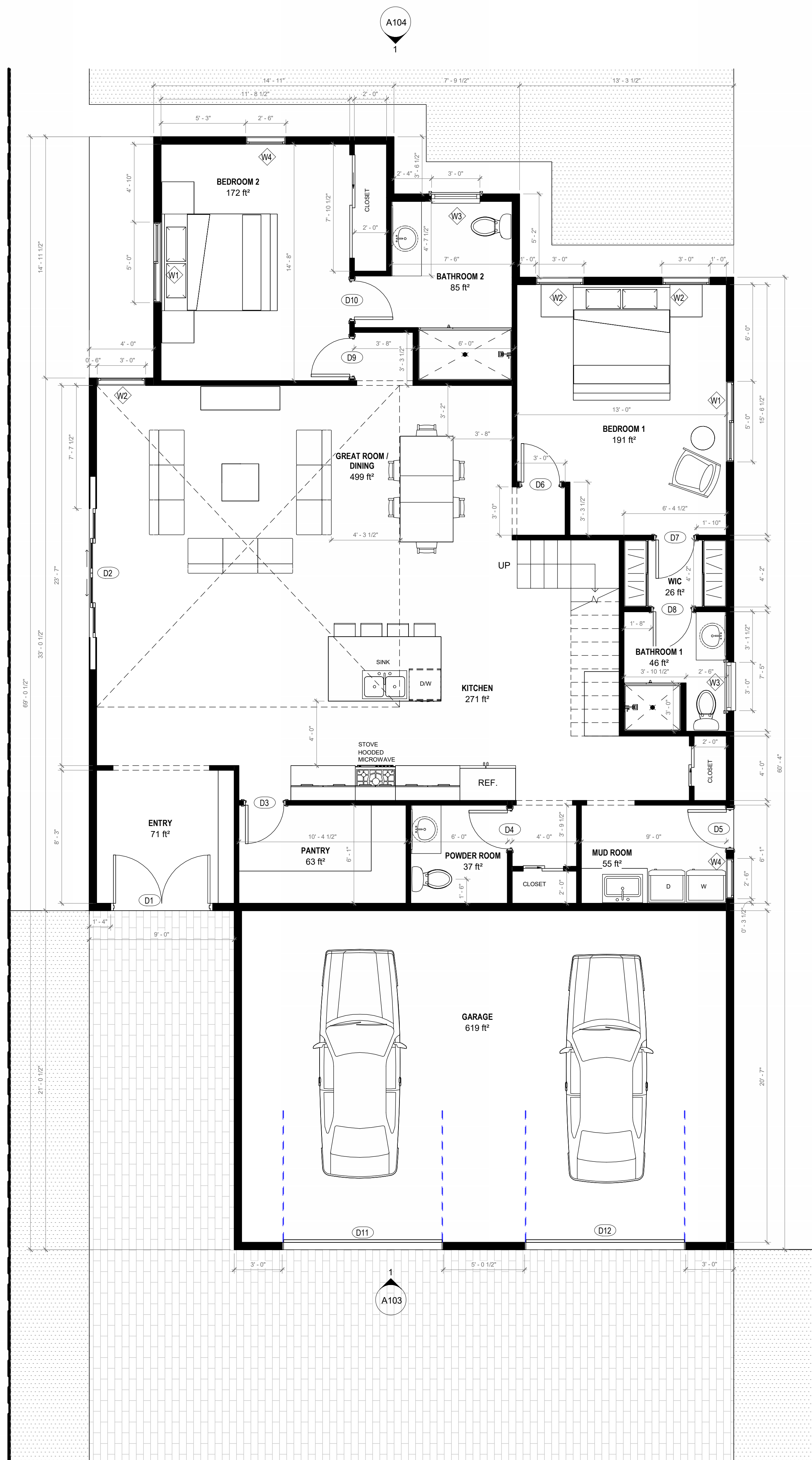
&	AND	DET.	Detail	G.B.	Grab Bar	O.C.	On Center	SQ.	Square
@	Angle	DIA.	Diameter	GL.	Glass	O.D.	Outside Diameter	S.S.D.	See Structural Drawing
#	at	DIM.	Dimension	GND.	Ground	OFF.	Office	S.ST.	Stainless Steel
(E)	center line,	DISP.	Dispenser	GR.	Grade	O.H.	Opposite Hand	S.SK.	Service Sink
(R)	Diameter or round	DN.	Down	GYP.	Gypsum	OPNG.	Opening	STA.	Station
(N)	Pound or number	D.O.	Door Opening	H.B.	Hose Bibb	OPP.	Opposite	STD.	Standard
A.B.	Anchor bolt	DR.	Door	H.C.	Hollow Core	P.	Paint	STL.	Steel
ACOUS.	Acoustical	DWR.	Drawer	HDWD.	Hardwood	P.A.D.	Powder Actuated Device	STOR.	Storage
A.D.	Area Drain	DS.	Downspout	HDWE.	Hardware	PRCST.	Pre-cast	STR.	Structural
ADJ.	Adjustable	D.S.P.	Dry Standpipe	H.M.	Hollow Metal	PL.	Plate	SUSP.	Suspended
AGGR.	Aggregate	DWG.	Drawing	HORIZ.	Horizontal	P.LAM.	Plastic Laminate	SYM.	Symmetrical
AL.	Aluminum	E.	East	HR.	Hour	PLAS.	Plaster	TRD.	Tread
ALT.	Alternate	EA.	Each	HGT.	Height	PLYWD.	Plywood	T.B.	Towel Bar
AP.	Access panel	E.B.	Expansion Bolt	I.D.	Inside Diameter (Dim.)	PR.	Fair	T.C.	Top of Curb
APPROX.	Approximate	E.J.	Expansion Joint	INC.	Incandescent	PT.	Point	TEL.	Telephone
ARCH.	Architectural	ELEC.	Electrical	INFO.	Information	P.T.D.	Paper Towel Dispenser	TER.	Terrazzo
ABS.	Asbestos	ELEV.	Elevator	INSUL.	Insulation	P.T.D/R	Combination Paper Towel Dispenser & Receptacle	T.&G.	Tongue and Groove
ASPH.	Asphalt	EMER.	Emergency	INT.	Interior	PTN.	Partition	THK.	Thick
A.F.F.	Above finish floor	ENCL.	Enclosure	INTER.	Intermediate	P.T.R.	Paper Towel Reptacle	THRES.	Threshold
B.B.	Bulletin board	ENGR.	Engineer	JAN.	Janitor	Q.T.	Quarry Tile	T.P.	Top of Pavement
B.D.	Board	E.P.	Equal	JT.	Joint	QTY.	Quantity	T.P.B.	Telephone Panelboard
BITUM.	Bituminous	EQPT.	Equipment	Kit.	Kitchen	R.	Riser	T.P.D.	Toilet Paper Dispenser
BKG.	Backing	E.W.C.	Electrical Water Cooler	LAB.	Laboratory	RAD.	Radius	T.V.	Television
BLDG.	Building	EXST.	Existing	LAM.	Laminate	R.D.	Roof Drain	T.W.	Top of Wall
BLK.	Block	EXPO.	Exposed	LAV.	Lavatory	REF.	Reference	TYP.	Typical
BLKG.	Blocking	EXP.	Expansion	LAV.	Lavatory	REFR.	Refrigerator	UNF.	Unfinished
BM.	Beam	EXT.	Exterior TV	LKR.	Locker	RGTR.	Register	U.O.N.	Unless Otherwise Noted
BOT.	Bottom	F.A.	Fire Alarm	LT.	Light	REINF.	Reinforced	UR.	Urinal
CAB.	Cabinet	F.B.	Flat Bar	MAS.	Masonry	REQ.	Required	V.C.T.	Vinyl Composition Tile
C.B.	Catch Basin	F.D.	Floor Drain	MAT.	Material	RESIL.	Resilient	VERT.	Vertical
CEM.	Cement	FDN.	Foundation	MAX.	Maximum	RM.	Room	VEST	Vestibule
CER.	Ceramic	F.E.	Fire Extinguisher	M.B.	Machie Bolt	R.O.	Rough Opening	V.I.F.	Verify in field
C.I.	Cast iron	F.E.C.	Fire Extinguisher Cab.	M.C.	Medicine Cabinet	RUB.	Rubber	W.	West
C.G.	Commner Guard	F.H.C.	Fire Hose Cabinet	MECH.	Mechanical	RWD.	Redwood	W/	With
C.J.	Construction joint	F.H.W.	SFlat Head Wood Screw	MEMB.	Membrane	R.W.L.	Rainwater Leader	WC.	Wall Covering
CLG.	Ceiling	FIN.	Finish	MET.	Metal	S.	South	WC.	Water Closet
CLKG.	Calking	FIXT.	Fixture	MFR.	Manufacturer	S.A.D.	See Architectural Drawing	W.D.	Wood
CLO.	Closet	FL.	Floor	MH.	Manhole	S.C.	Solid Core	W.F.	Wide Flange
CLR.	Clear	FLASH.	Flashing	MIN.	Minimum	S.C.D.	Seat Cover Dispenser	W/O.	Where Occurs
C.O.	Cased Opening	FLUOR.	Fluorescent	MISC.	Miscellaneous	SCHED.	Schedule	W/P.	Without
COL.	Column	F.O.C.	Face of Concrete	M.O.	Masonry Opening	S.D.	Soap Dispenser	WP.	Waterproof
COL.	Concrete	F.O.F.	Face of Finish	MTD.	Mounted	SECT.	Section	WSCT.	Wainscot
CONC.	Concrete	F.O.S.	Face of Studs	MUL.	Mullion	S.E.D.	See Electrical Drawing	WT.	Weight
CONN.	Connection	PPRF.	Fireproof	N.	North	SH.	Shelf	W.R.	West Water Resistant
CONSTR.	Construction	F.S.	Full Size	N.I.C.	Not In Contrast	SHR.	Shower		
CONT.	Continuous	FT.	Foot or Feet	NO.	Number	SHT.	Sheet		
CORR.	Corridor	FTG.	Footing	NO. or #	Number	SIM.	Similar		
CPT.	Carpet	FURR.	Furring	NOM.	Nominal	S.M.D.	See Mechanical Drawing		
CTSK	Countersunk	FUT.	Future	N.T.S.	Not To Scale	S.M.S.	Sheet Metal Screw		
CNTR.	Counter	GA.	Guage	O.A.	Overall	S.N.D.	Sanitary Napkin Dispenser		
CTR	Center	GALV.	Galvanized	OBS.	Obscure	S.N.R.	Sanitary Napkin Receptacle		
						SPEC.	Specification		
						S.P.D.	See Plumbing Drawing		



Client Name:	OCEAN MOON CORPORATION SHANSHANBY
Date:	06/11/2025
Project Number:	
Scale:	AS NOTED
Description:	

COVER SHEET

A000



1 PROPOSED FIRST FLOOR PLAN

1/4" = 1'-0"

PLAN LEGEND

- AREA NOT IN CONTRACT (N.I.C.)
- EXISTING WALL
- NEW WALL - REFER WALL TYPES SCHEDULE
- EXISTING GLAZING SYSTEM TO REMAIN
- EXISTING DOOR TO REMAIN
- NEW DOOR - REFER DOOR SCHEDULE



2 3D VIEW - FIRST FLOOR

DOOR SCHEDULE - FIRST FLOOR

ROOM NAME	DOOR NO.	WIDTH	HEIGHT	THICKNESS	DESCRIPTION
ENTRY	D1	6' - 0"	7' - 0"	0' - 2"	EXTERIOR DOUBLE DOOR
GREAT ROOM / DINING	D2	8' - 0"	7' - 0"	0' - 2"	EXTERIOR SLIDING 4 GLASS PANEL DOOR
PANTRY	D3	2' - 8"	7' - 0"	0' - 2"	INTERIOR SINGLE DOOR
POWDER ROOM	D4	2' - 8"	7' - 0"	0' - 2"	INTERIOR SINGLE DOOR
MUD ROOM	D5	2' - 8"	7' - 0"	0' - 2"	EXTERIOR SINGLE DOOR
BEDROOM 1	D6	2' - 8"	7' - 0"	0' - 2"	INTERIOR SINGLE DOOR
WIC	D7	2' - 8"	7' - 0"	0' - 2"	INTERIOR SINGLE DOOR
BATHROOM 1	D8	2' - 8"	7' - 0"	0' - 2"	INTERIOR SINGLE DOOR
BEDROOM 2	D9	2' - 8"	7' - 0"	0' - 2"	INTERIOR SINGLE DOOR
BATHROOM 2	D10	2' - 8"	7' - 0"	0' - 2"	INTERIOR SINGLE DOOR
GARAGE	D11	9' - 10"	7' - 0"	0' - 2"	EXTERIOR GARAGE DOOR
GARAGE	D12	9' - 10"	7' - 0"	0' - 2"	EXTERIOR GARAGE DOOR

WINDOW SCHEDULE - FIRST FLOOR

ROOM NAME	WINDOW NO.	WIDTH	HEIGHT	DESCRIPTION
BEDROOM 1	W1	5' - 0"	4' - 0"	EGRESS
BEDROOM 2	W1	5' - 0"	4' - 0"	EGRESS
BEDROOM 1	W2	3' - 0"	4' - 0"	EGRESS
BEDROOM 1	W2	3' - 0"	4' - 0"	EGRESS
GREAT ROOM / DINING	W2	3' - 0"	4' - 0"	EGRESS
BATHROOM 2	W3	3' - 0"	2' - 0"	TEMPERED GLASSES
BATHROOM 1	W3	3' - 0"	2' - 0"	TEMPERED GLASSES
BEDROOM 2	W4	2' - 6"	4' - 0"	EGRESS
MUD ROOM	W4	2' - 6"	4' - 0"	EGRESS

FOR CITY OFFICIAL ONLY

SINGLE-FAMILY MODEL HOUSES

TBD

A.K.I DESIGN GROUP, INC.

526 W FREMONT AVE, #2351,
SUNNYVALE, CA 94087
PHONE: 408.656.2026
EMAIL: SUPPORT@AKIDESIGNGROUP.COM
WWW.AKIDESIGNGROUP.COM







Revision	Date	Description

Seal / Signature
CINDY G. NAHOURAI
Cindy Nahourai
CINDY G. NAHOURAI
SIGNED ON BEHALF OF A.K.I DESIGN GROUP, INC.

Client Name: OCEAN MOON CORPORATION SHANSHANBY
Date: 06.11.2025
Project Number:
Scale: AS NOTED
Description:

PROPOSED FIRST FLOOR PLAN

PLAN LEGEND

-  AREA NOT IN CONTRACT (N.I.C.)
-  EXISTING WALL
-  NEW WALL - REFER WALL TYPES SCHEDULE
-  EXISTING GLAZING SYSTEM TO REMAIN
-  EXISTING DOOR TO REMAIN
-  NEW DOOR - REFER DOOR SCHEDULE

FOR CITY OFFICIAL ONLY

SINGLE-FAMILY MODEL HOUSES

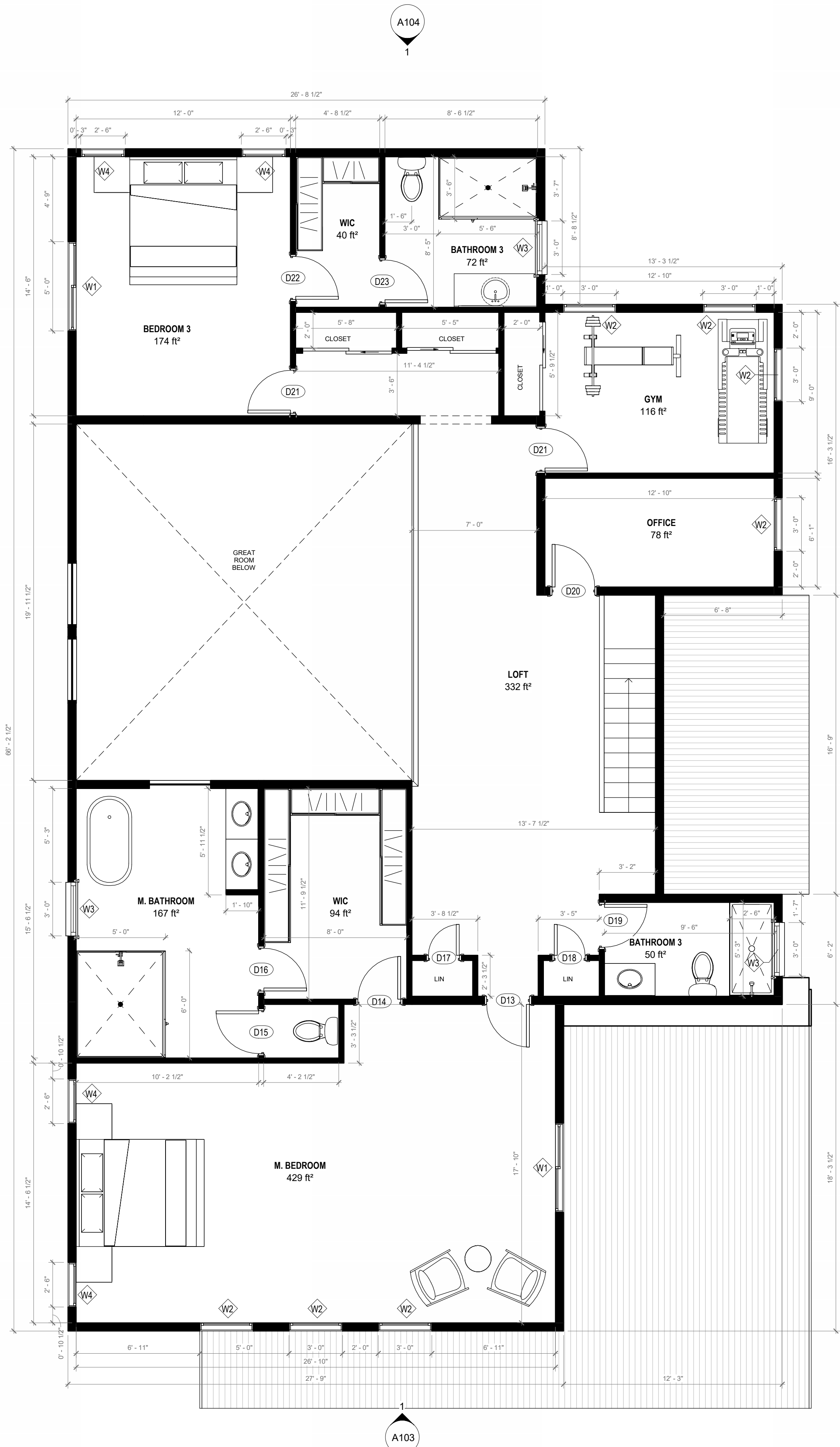
TBD

A.K.I DESIGN GROUP, INC.

526 W FREMONT AVE, #2351,
SUNNYVALE, CA 94087
PHONE: 408.656.2026
EMAIL: SUPPORT@AKIDESIGNGROUP.COM
WWW.AKIDESIGNGROUP.COM

Revision	Date	Description

Seal / Signature
CINDY G. NAHOURAI
Cindy Nahourai
CINDY G. NAHOURAI
SIGNED ON BEHALF OF A.K.I DESIGN GROUP, INC.



1 SECOND FLOOR PLAN
1/4" = 1'-0"



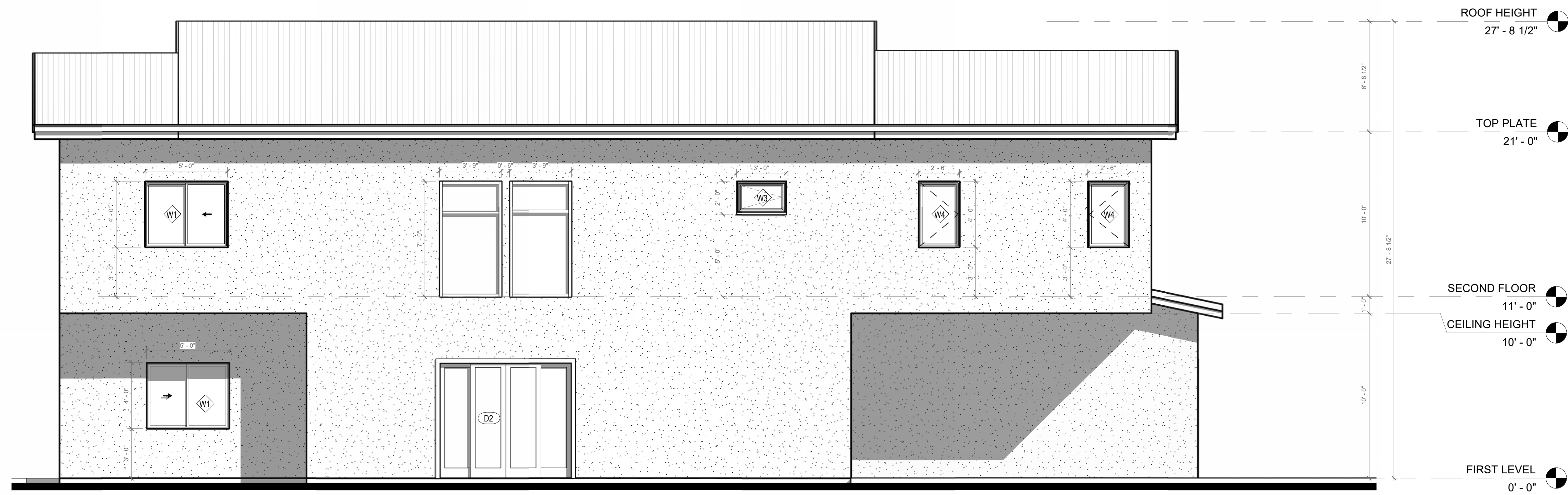
2 3D VIEW - SECOND FLOOR

DOOR SCHEDULE - SECOND FLOOR					
ROOM NAME	DOOR NO.	WIDTH	HEIGHT	THICKNESS	DESCRIPTION
M. BEDROOM	D13	2' - 8"	7' - 0"	0' - 2"	INTERIOR SINGLE DOOR
WIC	D14	2' - 8"	7' - 0"	0' - 2"	INTERIOR SINGLE DOOR
M. BATHROOM	D15	2' - 8"	7' - 0"	0' - 2"	INTERIOR SINGLE DOOR
WIC	D16	2' - 8"	7' - 0"	0' - 2"	INTERIOR SINGLE DOOR
LOFT	D17	2' - 0"	7' - 0"	0' - 2"	INTERIOR SINGLE DOOR
LOFT	D18	2' - 0"	7' - 0"	0' - 2"	INTERIOR SINGLE DOOR
LOFT	D19	2' - 8"	7' - 0"	0' - 2"	EXTERIOR GARAGE DOOR
OFFICE	D20	2' - 8"	7' - 0"	0' - 2"	INTERIOR SINGLE DOOR
GYM	D21	2' - 8"	7' - 0"	0' - 2"	INTERIOR SINGLE DOOR
BEDROOM 3	D21	2' - 8"	7' - 0"	0' - 2"	INTERIOR SINGLE DOOR
WIC	D22	2' - 8"	7' - 0"	0' - 2"	INTERIOR SINGLE DOOR
BATHROOM 3	D23	2' - 8"	7' - 0"	0' - 2"	INTERIOR SINGLE DOOR

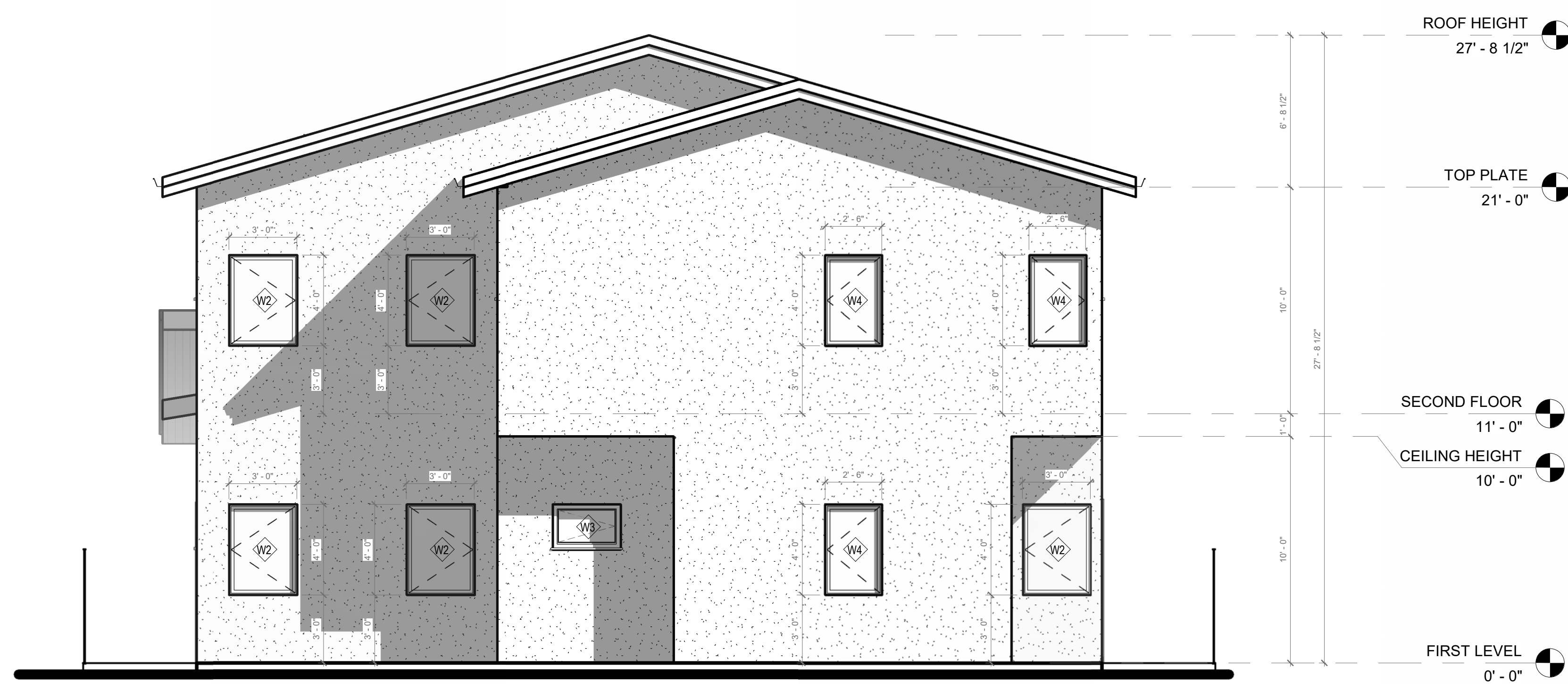
WINDOW SCHEDULE - SECOND FLOOR				
ROOM NAME	WINDOW NO.	WIDTH	HEIGHT	DESCRIPTION
M. BEDROOM	W1	5' - 0"	4' - 0"	EGRESS
BEDROOM 3	W1	5' - 0"	4' - 0"	EGRESS
M. BEDROOM	W2	3' - 0"	4' - 0"	EGRESS
M. BEDROOM	W2	3' - 0"	4' - 0"	EGRESS
M. BEDROOM	W2	3' - 0"	4' - 0"	EGRESS
GYM	W2	3' - 0"	4' - 0"	EGRESS
GYM	W2	3' - 0"	4' - 0"	EGRESS
GYM	W2	3' - 0"	4' - 0"	EGRESS
OFFICE	W2	3' - 0"	4' - 0"	EGRESS
M. BATHROOM	W3	3' - 0"	2' - 0"	TEMPERED GLASSES
BATHROOM 3	W3	3' - 0"	2' - 0"	TEMPERED GLASSES
M. BEDROOM	W4	2' - 6"	4' - 0"	EGRESS
M. BEDROOM	W4	2' - 6"	4' - 0"	EGRESS
BEDROOM 3	W4	2' - 6"	4' - 0"	EGRESS
BEDROOM 3	W4	2' - 6"	4' - 0"	EGRESS

Client Name: OCEAN MOON CORPORATION SHANSHANBY
Date: 06.11.2025
Project Number:
Scale: AS NOTED
Description:

PROPOSED SECOND FLOOR PLAN



2 WEST ELEVATION
1/4" = 1'-0"



1 REAR ELEVATION
1/4" = 1'-0"

FOR CITY OFFICIAL ONLY

SINGLE-FAMILY MODEL HOUSES

TBD

A.K.I DESIGN GROUP, INC.

526 W FREMONT AVE, #2351,
SUNNYVALE, CA 94087
PHONE: 408.658.2026
EMAIL: SUPPORT@AKIDESIGNGROUP.COM
WWW.AKIDESIGNGROUP.COM

Revision	Date	Description

Seal / Signature
CINDY Q. NAHOURAI

Cindy Nahourai

CINDY Q. NAHOURAI
SIGNED ON BEHALF OF A.K.I DESIGN GROUP, INC.

Client Name	
CLIENT	OCEAN MOON CORPORATION SHANSHANBY
Date	06.11.2025
Project Number	
Scale	AS NOTED
Description	

BUILDING EXTERIOR ELEVATIONS

NEW SINGLE-FAMILY RESIDENTIAL BUIDLING

MODEL # 5

FOR CITY OFFICIAL ONLY

SINGLE-FAMILY MODEL HOUSES

TBD

A.K.I DESIGN GROUP, INC.

526 W. FREMONT AVE, #2351,
SUNNYVALE, CA 94087
PHONE: 408.656.2826
EMAIL: SUPPORT@AKIDESIGNGROUP.COM
WWW.AKIDESIGNGROUP.COM

Revision	Date	Description

Seal / Signature
CINDY G. NAHOURAI

Cindy Nahourai

CINDY G. NAHOURAI
SIGNED ON BEHALF OF A.K.I DESIGN GROUP, INC.

OCEAN MOON CORPORATION SHANSHANBY

405 EL CAMINO REAL, #253 MENLO PARK, CA 94025
UNITED STATES

PHONE: (650) 339-5979
EMAIL: SHANSHANBY@GMAIL.COM

A.K.I DESIGN GROUP, INC

526 W. FREMONT AVE, #2351,
SUNNYVALE, CA 94087

PHONE: 408.656.2826
EMAIL: SUPPORT@AKIDESIGNGROUP.COM

WWW.AKIDESIGNGROUP.COM

DRAWING INDEX

A000	COVER SHEET
A100	PROPOSED SITE PLAN
A101	PROPOSED FIRST FLOOR PLAN
A102	PROPOSED SECOND FLOOR PLAN
A103	BUILDING EXTERIOR ELEVATIONS
A104	BUILDING EXTERIOR ELEVATIONS
A105	3D VIEWS FIRST FLOOR
A106	3D VIEWS SECOND FLOOR

SYMBOLS

	DOOR NUMBER DOOR SCHEDULE HARDWARE GROUP
	WINDOW TYPE
	REVISION NUMBER
	WORK POINT, DATUM POINT OR CONTROL POINT
	ELEVATION IDENTIFICATION SHEET WHERE ELEVATION IS DRAWN
	SECTION IDENTIFICATION SHEET WHERE SECTION IS DRAWN
	DETAIL IDENTIFICATION SHEET WHERE DETAIL IS DRAWN
	INTERIOR ELEVATION IDENTIFICATION SHEET WHERE INTERIOR ELEVATION IS DRAWN
	ROOM NAME & NUMBER SYMBOL

TABULATION

PROJECT ADDRESS:	TBD
APN:	TBD
SITE AREA:	LOT SIZE : 11000.00 SQ.FT
AREA OF WORK	NEW SINGLE-FAMILY RESIDENTIAL BUIDLING WITH 4000.00 SQ.FT LIVABLE SPACES
PARKING	2-CAR GARAGE SPACES
TYPE OF CONSTRUCTION:	V.B.
OCCUPATION	R-10
USE ZONE	SINGLE FAMILY RESIDENTIAL ZONE
CBC	2022
CFC	2022
CPC	2022
CEC	2022
CALIFORNIA TITLE 24	2022
C.M.C.	2022
NUMBER OF STORIES	2
CHEMICAL/HAZARDOUS	NO
MATERIALS STORED ON SITE:	

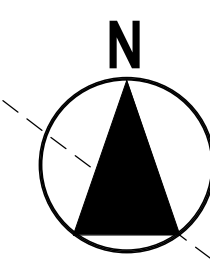
AREA CALCULATION :

PROPOSED LIVABLE ON FIRST FLOOR	= 2240.00 SQ.FT.
PROPOSED LIVABLE ON SECOND FLOOR	= 1760.00 SQ.FT.
TOTAL LIVABLE IN THE ENTIRE HOUSE	= 4000.00 SQ.FT.
PROPOSED NON-LIVABLE ON FIRST FLOOR: GARAGE	= 688.00 SQ.FT.
TOTAL NON-LIVABLE IN THE ENTIRE HOUSE	= 688.00 SQ.FT.

TOTAL GROSS AREA INCLUDING LIVABLE AND NON-LIVABLE IN THE ENTIRE HOUSE = 4688.00 SQ.FT

VICINITY MAP

TBD




PROJECT DESCRIPTION

NEW SINGLE-FAMILY RESIDENTIAL BUIDLING WITH 4000.00 SQ.FT LIVABLE SPACES

ABBREVIATIONS

&	AND	DET.	Detail	G.B.	Grab Bar	O.C.	On Center	SQ.	Square
@	Angle	DIA.	Diameter	GL.	Glass	O.D.	Outside Diameter	S.S.D.	See Structural Drawing
#	at	DIM.	Dimension	GND.	Ground	OFF.	Office	S.ST.	Stainless Steel
(E)	center line,	DISP.	Dispenser	GR.	Grade	O.H.	Opposite Hand	S.SK.	Service Sink
(R)	Diameter or round	DN.	Down	GYP.	Gypsum	OPNG.	Opening	STA.	Station
(N)	Pound or number	D.O.	Door Opening	H.B.	Hose Bibb	OPP.	Opposite	STD.	Standard
A.B.	Anchor bolt	DR.	Door	H.C.	Hollow Core	P.	Paint	STL.	Steel
ACOUS.	Acoustical	DWR.	Drawer	HDWD.	Hardwood	P.A.D.	Powder Actuated Device	STOR.	Storage
A.D.	Area Drain	DS.	Downspout	HDWE.	Hardware	PRCST.	Pre-cast	STR.	Structural
ADJ.	Adjustable	D.S.P.	Dry Standpipe	H.M.	Hollow Metal	PL.	Plate	SUSP.	Suspended
AGGR.	Aggregate	DWG.	Drawing	HORIZ.	Horizontal	P.LAM.	Plastic Laminate	SYM.	Symmetrical
AL.	Alumininum	E.	East	HR.	Hour	PLAS.	Plaster	TRD.	Tread
ALT.	Alternate	EA.	Each	HGT.	Height	PLYWD.	Plywood	T.B.	Towel Bar
AP.	Access panel	E.B.	Expansion Bolt	I.D.	Inside Diameter (Dim.)	PR.	Fair	T.C.	Top of Curb
APPROX.	Approximate	E.J.	Expansion Joint	INC.	Incandescent	PT.	Point	TEL.	Telephone
ARCH.	Architectural	ELEC.	Electrical	INFO.	Information	P.T.D.	Paper Towel Dispenser	TER.	Terrazzo
ABS.	Asbestos	ELEV.	Elevator	INSUL.	Insulation	P.T.D/R	Combination Paper Towel Dispenser & Receptacle	T.&G.	Tongue and Groove
ASPH.	Asphalt	EMER.	Emergency	INT.	Interior	PTN.	Partition	THK.	Thick
A.F.F.	Above finish floor	ENCL.	Enclosure	INTER.	Intermediate	P.T.R.	Paper Towel Reptacle	THRES.	Threshold
B.B.	Bulletin board	ENGR.	Engineer	JAN.	Janitor	Q.T.	Quarry Tile	T.P.	Top of Pavement
B.D.	Board	E.P.	Electrical Panelboard	JT.	Joint	QTY.	Quantity	T.P.B.	Telephone Panelboard
BITUM.	Bituminous	EQ.	Equal	KIT.	Kit	R.	Riser	T.P.D.	Toilet Paper Dispenser
BKG.	Backing	EQPT.	Equipment	LAB.	Laboratory	RAD.	Radius	T.V.	Television
BLDG.	Building	E.W.C.	Electrical Water Cooler	LAM.	Laminate	R.D.	Roof Drain	T.W.	Top of Wall
BLK.	Block	EXST.	Existing	LAV.	Lavatory	REF.	Reference	TYP.	Typical
BLKG.	Blocking	EXPO.	Exposed	LAV.	Lavatory	R.F.	Reference	UNF.	Unfinished
BM.	Beam	EXP.	Expansion	LCKR.	Locker	REFR.	Refrigerator	U.O.N.	Unless Otherwise Noted
BOT.	Bottom	EXT.	Exterior TV	LT.	Light	RGTR.	Register	UR.	Urinal
CAB.	Cabinet	F.A.	Fire Alarm	MAS.	Masonry	REINF.	Reinforced	V.C.T.	Vinyl Composition Tile
C.B.	Catch Basin	F.B.	Flat Bar	MAT.	Material	REQ.	Required	VERT.	Vertical
CEM.	Cement	F.D.	Floor Drain	MAX.	Maximum	RESIL.	Resilient	VEST	Vestibule
CER.	Ceramic	FDN.	Foundation	M.B.	Manhole	RM.	Room	V.I.F.	Verify in field
C.I.	Cast iron	F.E.	Fire Extinguisher	M.C.	Medicine Cabinet	R.O.	Rough Opening	W.	With
C.G.	Commer Guard	F.E.C.	Fire Extinguisher Cab.	MECH.	Mechanical	RUB.	Rubber	W/.	With
C.J.	Construction joint	F.H.C.	Fire Hose Cabinet	MEMB.	Membrane	RWD.	Redwood	WC.	Wall Covering
CLG.	Ceiling	F.H.W.	SFlat Head Wood Screw	MET.	Metal	R.W.L.	Rainwater Leader	WC.	Water Closet
CLKG.	Calking	FIN.	Finish	MFR.	Manufacturer	S.	South	W.C.	Wood
CLO.	Closet	FIXT.	Fixture	MIR.	Mirror	S.A.D.	See Architectural Drawing	W.F.	Wide Flange
CLR.	Clear	FL.	Floor	MH.	Manhole	S.C.	Solid Core	W/O.	Where Occurs
C.O.	Cased Opening	FLASH.	Flashing	MIN.	Minimum	S.C.D.	Seat Cover Dispenser	W/O.	Without
COL.	Column	FLUOR.	Fluorescent	MISC.	Miscellaneous	SCHED.	Schedule	WP.	Waterproof
CONC.	Concrete	F.O.C.	Face of Concrete	M.O.	Masonry Opening	S.D.	Soap Dispenser	WSCT.	Wainscot
CONN.	Connection	F.O.F.	Face of Finish	MTD.	Mounted	SECT.	Section	WT.	Weight
CONSTR.	Construction	F.O.S.	Face of Studs	MUL.	Mullion	S.E.D.	See Electrical Drawing	W.R.	West Water Resistant
CONT.	Continuous	FFRF.	Fireproof	N.	North	SH.	Shelf		
CORR.	Corridor	F.S.	Full Size	N.I.C.	Not In Contrast	SHR.	Shower		
CPT.	Carpet	FT.	Foot or Feet	NO. or #	Number	SHT.	Sheet		
CTSK	Countersunk	FTG.	Footing	NOM.	Nominal	SIM.	Similar		
CNTR.	Counter	FURR.	Furring	N.T.S.	Not To Scale	S.M.D.	See Mechanical Drawing		
CTR	Center	FUT.	Future	O.A.	Overall	S.M.S.	Sheet Metal Screw		
		GA.	Guage	O.BS.	Obscure	S.N.D.	Sanitary Napkin Dispenser		
		GALV.	Galvanized			S.N.R.	Sanitary Napkin Receptacle		
						SPEC.	Specification		
						S.P.D.	See Plumbing Drawing		


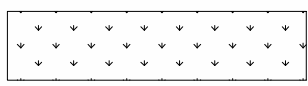


Client Name	OCEAN MOON CORPORATION SHANSHANBY
Date	06/11/2025
Project Number	
Scale	AS NOTED
Description	

COVER SHEET

A000

SITE PLAN LEGEND

-  PROPERTY LINE
-  LANDSCAPE

SITE NOTES

1. THE INFORMATION REGARDING THE EXISTING CONDITIONS AND FEATURES SHOWN HEREIN ARE TAKEN FROM THE BEST AVAILABLE DATA AND SOURCES. HOWEVER THE INFORMATION IS NOT GUARANTEED. THE CONTRACTOR SHALL CONFIRM THE ACCURACY THEREOF.
2. PROPERTY LINES, EASEMENTS & EXISTING BUILDINGS SHOWN ON THIS SITE PLAN ARE BASED UPON INFORMATION SUPPLIED BY OTHERS.
3. CONFIRM EXACT LOCATION OF EASEMENTS.
4. PRIOR TO POURING FOUNDATION, CONTRACTOR TO VERIFY LOCATION OF ALL UNDER-SLAB PIPING, SLEEVES, OR CONDUITS REQUIRED BY ANY CONSULTANT OR VENDOR, INCLUDING BUT NOT LIMITED TO: CIVIL, PLUMBING, MECHANICAL, ELECTRICAL, LANDSCAPE, ELEVATOR, ALARM SYSTEMS, CABLE TV, & COMMUNICATIONS.
5. SITE LAYOUT, DIMENSIONS & UTILITIES SHOWN FOR REFERENCE ONLY.

FOR CITY OFFICIAL ONLY

SINGLE-FAMILY MODEL HOUSES

TBD

A.K.I DESIGN GROUP, INC.

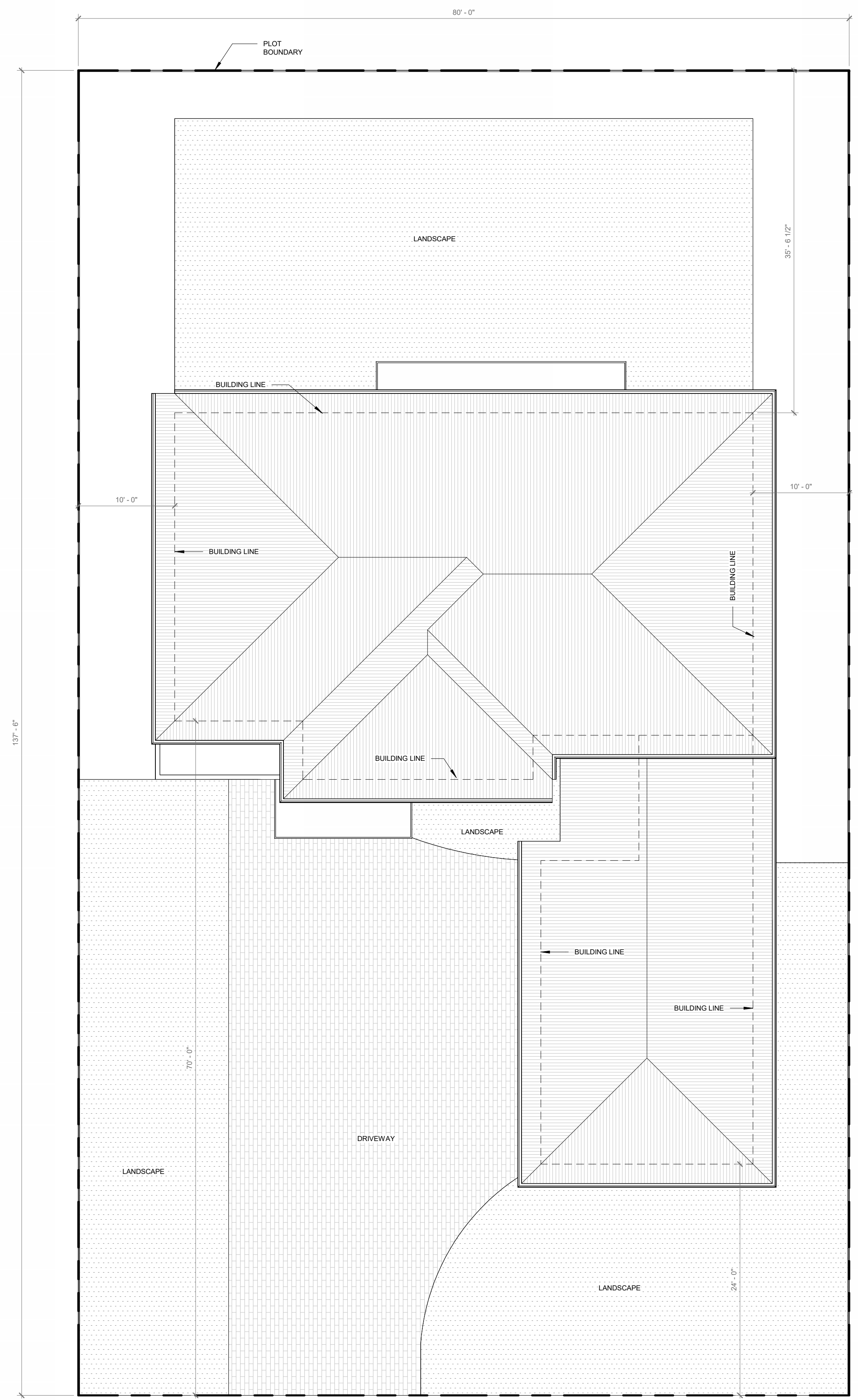
526 W FREMONT AVE, #2351,
SUNNYVALE, CA 94087
PHONE: 408.658.2026
EMAIL: SUPPORT@AKIDESIGNGROUP.COM
WWW.AKIDESIGNGROUP.COM

Revision	Date	Description

Seal / Signature
CINDY G. NAHOURAI

Cindy Nahourai

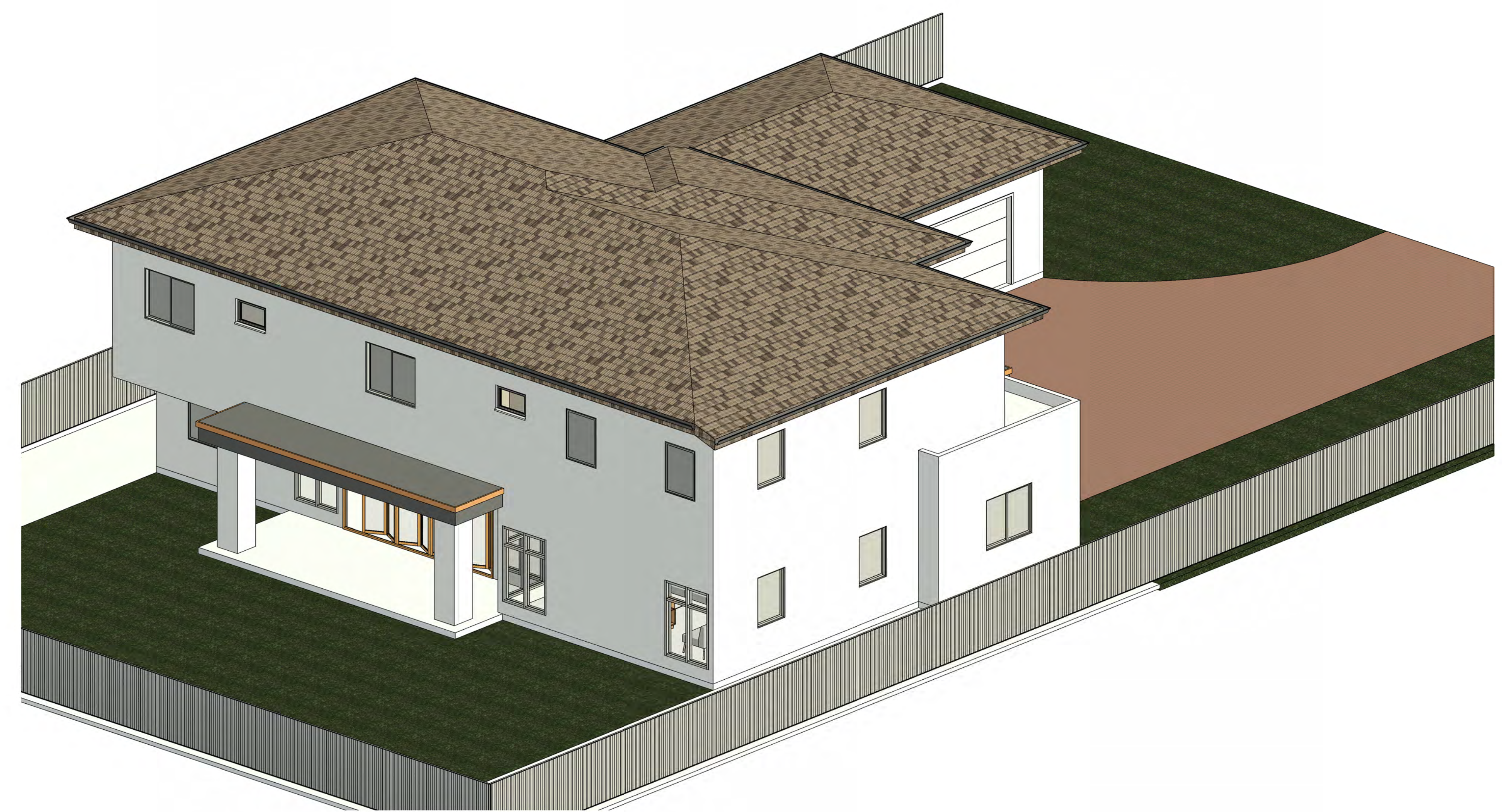
CINDY G. NAHOURAI
SIGNED ON BEHALF OF A.K.I DESIGN GROUP, INC.



1 PROPOSED SITE PLAN
1/8" = 1'-0"



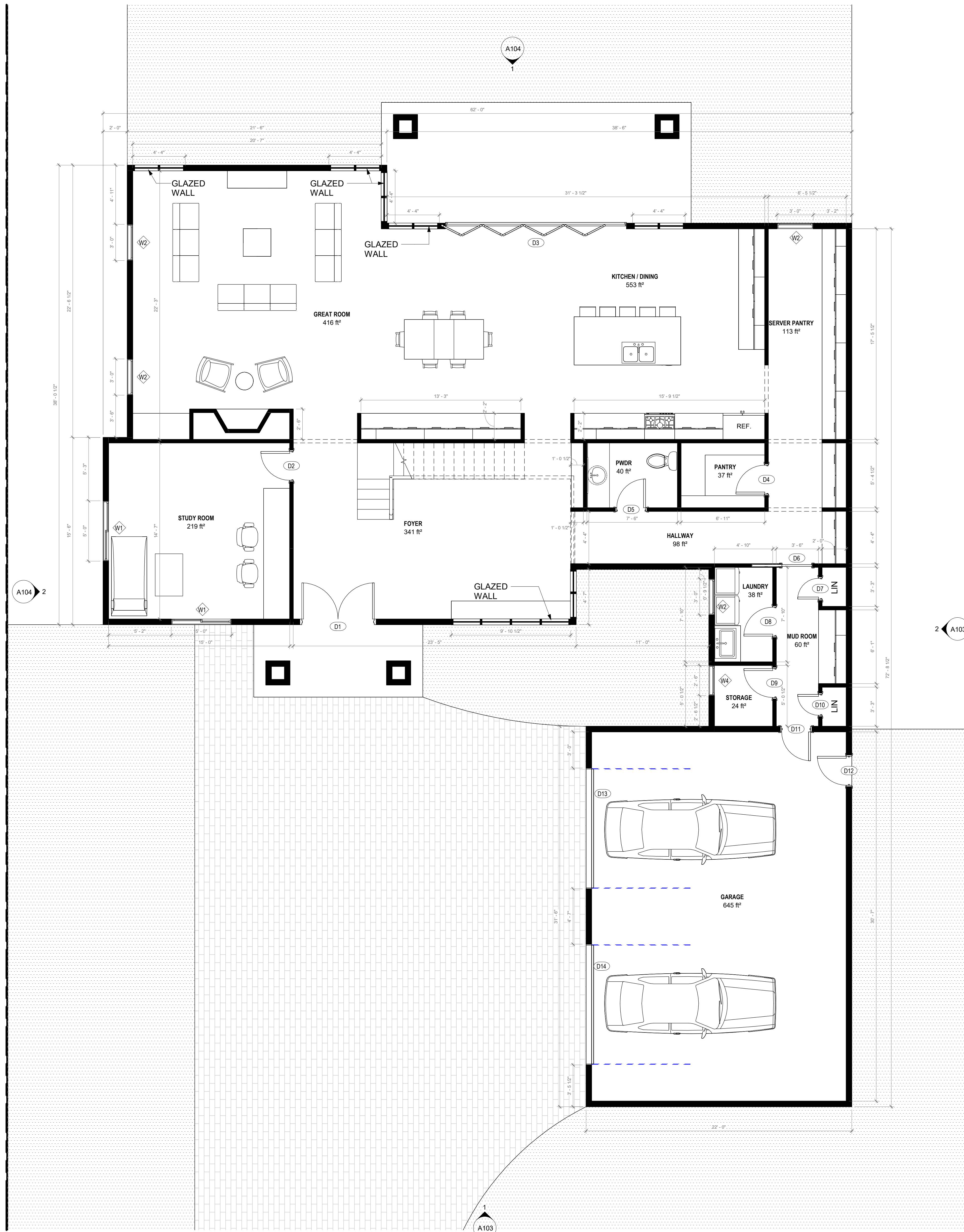
2 3D VIEW



3 3D VIEW

Client Name	OCEAN MOON CORPORATION SHANSHANBY
Date	06/11/2025
Project Number	
Scale	AS NOTED
Description	

PROPOSED SITE PLAN



PLAN LEGEND

- AREA NOT IN CONTRACT (N.I.C.)
- EXISTING WALL
- NEW WALL - REFER WALL TYPES SCHEDULE
- EXISTING GLAZING SYSTEM TO REMAIN
- EXISTING DOOR TO REMAIN
- NEW DOOR - REFER DOOR SCHEDULE

FOR CITY OFFICIAL ONLY

SINGLE-FAMILY MODEL HOUSES

TBD

A.K.I DESIGN GROUP, INC.

526 W FREMONT AVE. #2351,
SUNNYVALE, CA 94087
PHONE: 408.656.2026
EMAIL: SUPPORT@AKIDESIGNGROUP.COM
WWW.AKIDESIGNGROUP.COM

Revision	Date	Description

Seal / Signature
CINDY G. NAHOURAI

Cindy Nahourai

CINDY G. NAHOURAI
SIGNED ON BEHALF OF A.K.I DESIGN GROUP, INC.

DOOR SCHEDULE - FIRST FLOOR

ROOM NAME	DOOR NO.	WIDTH	HEIGHT	THICKNESS	DESCRIPTION
FOYER	D1	6' - 0"	7' - 0"	0' - 2"	EXTERIOR DOUBLE DOOR
STUDY ROOM	D2	2' - 8"	7' - 0"	0' - 2"	INTERIOR SINGLE DOOR
KITCHEN / DINING	D3	15' - 0"	7' - 0"	0' - 2"	EXTERIOR SLIDING AND FOLDING DOOR
PANTRY	D4	2' - 8"	7' - 0"	0' - 2"	INTERIOR SINGLE DOOR
PWDR	D5	2' - 8"	7' - 0"	0' - 2"	INTERIOR SINGLE DOOR
HALLWAY	D6	2' - 6"	7' - 0"	0' - 2"	INTERIOR SINGLE DOOR
MUD ROOM	D7	2' - 0"	7' - 0"	0' - 2"	INTERIOR SINGLE DOOR
MUD ROOM	D8	2' - 8"	7' - 0"	0' - 2"	INTERIOR SINGLE DOOR
MUD ROOM	D9	2' - 8"	7' - 0"	0' - 2"	INTERIOR SINGLE DOOR
MUD ROOM	D10	2' - 0"	7' - 0"	0' - 2"	INTERIOR SINGLE DOOR
GARAGE	D11	2' - 8"	7' - 0"	0' - 2"	INTERIOR SINGLE DOOR
GARAGE	D12	2' - 8"	7' - 0"	0' - 2"	EXTERIOR SINGLE DOOR
GARAGE	D13	9' - 10"	7' - 0"	0' - 2"	EXTERIOR GARAGE DOOR
GARAGE	D14	9' - 10"	7' - 0"	0' - 2"	EXTERIOR GARAGE DOOR

WINDOW SCHEDULE - FIRST FLOOR

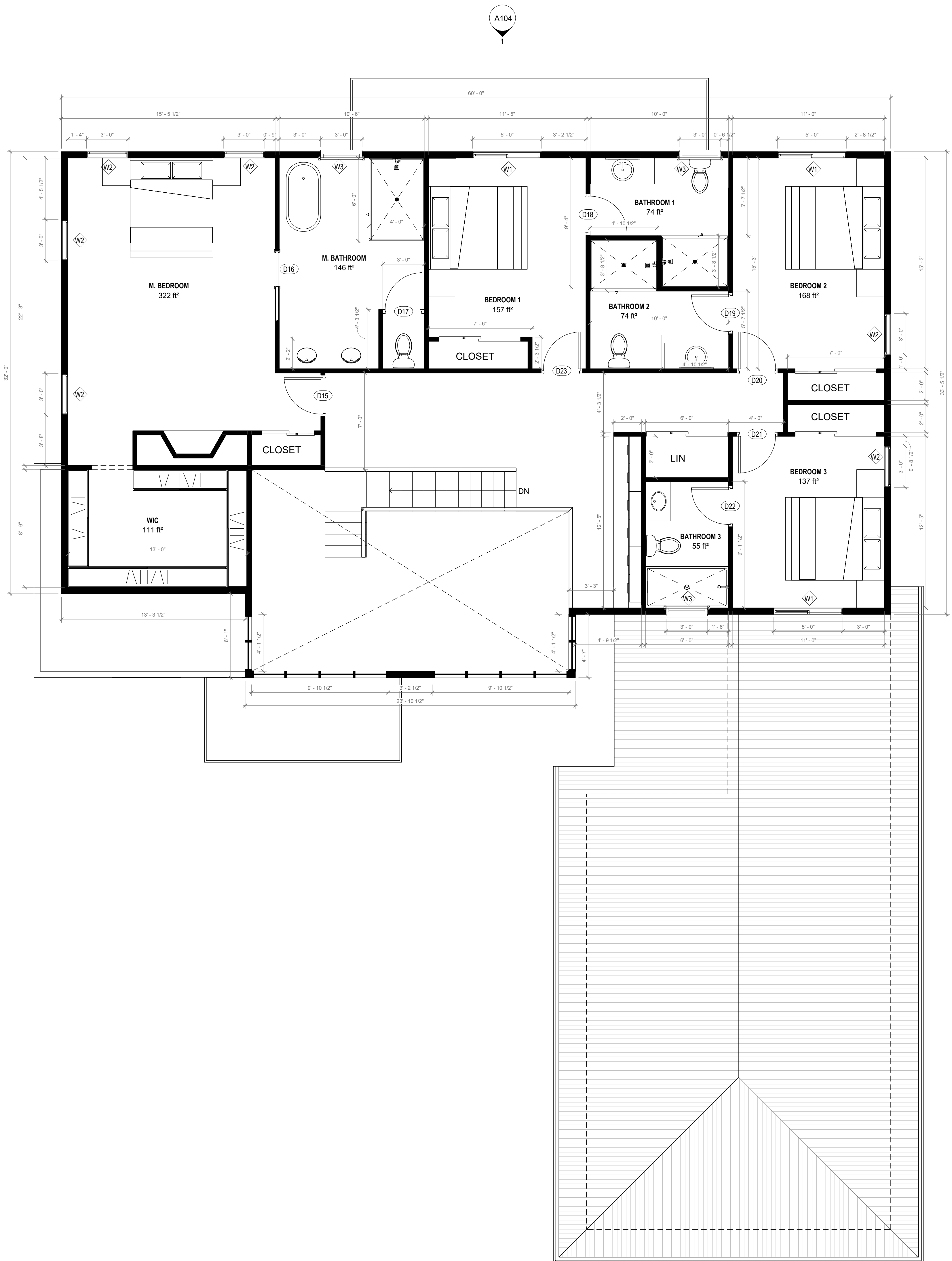
ROOM NAME	WINDOW NO.	WIDTH	HEIGHT	DESCRIPTION
STUDY ROOM	W1	5' - 0"	4' - 0"	EGRESS
STUDY ROOM	W1	5' - 0"	4' - 0"	EGRESS
LAUNDRY	W2	3' - 0"	4' - 0"	EGRESS
SERVER PANTRY	W2	3' - 0"	4' - 0"	EGRESS
GREAT ROOM	W2	3' - 0"	4' - 0"	EGRESS
GREAT ROOM	W2	3' - 0"	4' - 0"	EGRESS
STORAGE	W4	2' - 6"	4' - 0"	EGRESS

Client Name: OCEAN MOON CORPORATION SHANSHANBY
Date: 06/11/2025
Project Number: _____
Scale: AS NOTED
Description: _____

1 PROPOSED FIRST FLOOR PLAN
1/4" = 1'-0"

PROPOSED FIRST FLOOR PLAN

A101



1 SECOND FLOOR PLAN
1/4" = 1'-0"

PLAN LEGEND

- AREA NOT IN CONTRACT (I.C.)
- EXISTING WALL
- NEW WALL - REFER WALL TYPES SCHEDULE
- EXISTING GLAZING SYSTEM TO REMAIN
- EXISTING DOOR TO REMAIN
- NEW DOOR - REFER DOOR SCHEDULE

SINGLE-FAMILY MODEL HOUSES

TBD

A.K.I DESIGN GROUP, INC.

526 W FREMONT AVE, #2351,
SUNNYVALE, CA 94087
PHONE: 408.656.2026
EMAIL: SUPPORT@AKIDESIGNGROUP.COM
WWW.AKIDESIGNGROUP.COM

Revision	Date	Description

Seal / Signature
CINDY G. NAHOURAI
Cindy Nahourai
CINDY G. NAHOURAI
SIGNED ON BEHALF OF A.K.I DESIGN GROUP, INC.

DOOR SCHEDULE - SECOND FLOOR					
ROOM NAME	DOOR NO.	WIDTH	HEIGHT	THICKNESS	DESCRIPTION
M. BEDROOM	D15	2' - 8"	6' - 8"	0' - 2"	INTERIOR SINGLE DOOR
M. BEDROOM	D16	2' - 6"	7' - 0"	0' - 2"	INTERIOR SINGLE DOOR
M. BATHROOM	D17	2' - 8"	6' - 8"	0' - 2"	INTERIOR SINGLE DOOR
BATHROOM 1	D18	2' - 8"	6' - 8"	0' - 2"	INTERIOR SINGLE DOOR
BEDROOM 2	D19	2' - 8"	6' - 8"	0' - 2"	INTERIOR SINGLE DOOR
BEDROOM 2	D20	2' - 8"	6' - 8"	0' - 2"	INTERIOR SINGLE DOOR
BEDROOM 3	D21	2' - 8"	6' - 8"	0' - 2"	INTERIOR SINGLE DOOR
BATHROOM 3	D22	2' - 8"	6' - 8"	0' - 2"	INTERIOR SINGLE DOOR
BEDROOM 1	D23	2' - 8"	6' - 8"	0' - 2"	INTERIOR SINGLE DOOR

WINDOW SCHEDULE - SECOND FLOOR				
ROOM NAME	WINDOW NO.	WIDTH	HEIGHT	DESCRIPTION
BEDROOM 1	W1	5' - 0"	4' - 0"	EGRESS
BEDROOM 2	W1	5' - 0"	4' - 0"	EGRESS
BEDROOM 3	W1	5' - 0"	4' - 0"	EGRESS
M. BEDROOM	W2	3' - 0"	4' - 0"	EGRESS
M. BEDROOM	W2	3' - 0"	4' - 0"	EGRESS
M. BEDROOM	W2	3' - 0"	4' - 0"	EGRESS
M. BEDROOM	W2	3' - 0"	4' - 0"	EGRESS
BEDROOM 2	W2	3' - 0"	4' - 0"	EGRESS
BEDROOM 3	W2	3' - 0"	4' - 0"	EGRESS
M. BATHROOM	W3	3' - 0"	2' - 0"	TEMPERED GLASSES
BATHROOM 1	W3	3' - 0"	2' - 0"	TEMPERED GLASSES
BATHROOM 3	W3	3' - 0"	2' - 0"	TEMPERED GLASSES

Client Name: OCEAN MOON CORPORATION SHANSHANEY
Date: 06.11.2025
Project Number:
Scale: AS NOTED
Description:

PROPOSED SECOND FLOOR PLAN

FOR CITY OFFICIAL ONLY

SINGLE-FAMILY MODEL HOUSES

TBD

A.K.I DESIGN GROUP, INC.

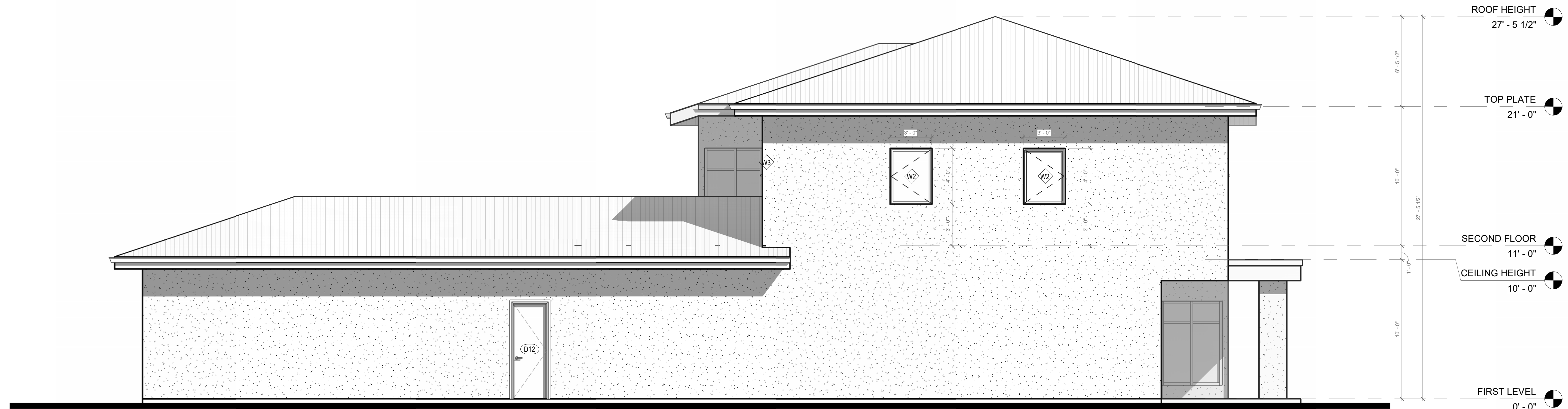
526 W FREMONT AVE, #2351,
SUNNYVALE, CA 94087
PHONE: 408.658.2026
EMAIL: SUPPORT@AKIDESIGNGROUP.COM
WWW.AKIDESIGNGROUP.COM

Revision	Date	Description

Seal / Signature
CINDY Q. NAHOURAI

Cindy Nahourai

CINDY Q. NAHOURAI
SIGNED ON BEHALF OF A.K.I DESIGN GROUP, INC.



2 RIGHT SIDE ELEVATION
1/4" = 1'-0"



1 FRONT ELEVATION
1/4" = 1'-0"

Client Name	
CLIENT	OCEAN MOON CORPORATION SHANSHANEY
Date	09.11.2025
Project Number	
Scale	AS NOTED
Description	

BUILDING EXTERIOR ELEVATIONS



2 WEST ELEVATION
1/4" = 1'-0"



1 REAR ELEVATION
1/4" = 1'-0"

FOR CITY OFFICIAL ONLY

SINGLE-FAMILY MODEL HOUSES

TBD

A.K.I DESIGN GROUP, INC.

526 W FREMONT AVE, #2351,
SUNNYVALE, CA 94087
PHONE: 408.658.2026
EMAIL: SUPPORT@AKIDESIGNGROUP.COM
WWW.AKIDESIGNGROUP.COM

Revision	Date	Description

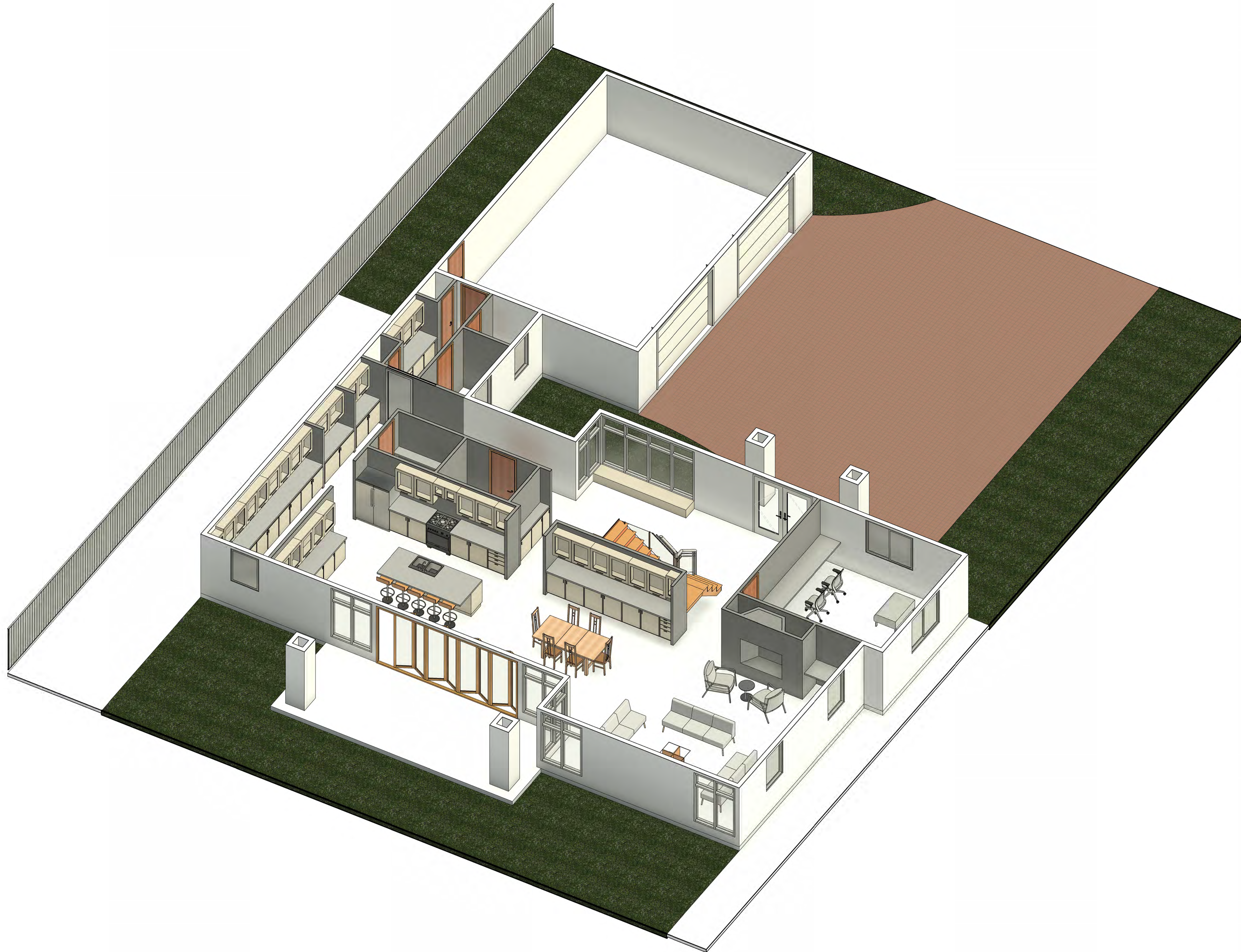
Seal / Signature
CINDY G. NAHOURAI

Cindy Nahourai

CINDY G. NAHOURAI
SIGNED ON BEHALF OF A.K.I DESIGN GROUP, INC.

Client Name	
CLIENT	OCEAN MOON CORPORATION SHANSHANBY
Date	06.11.2025
Project Number	
Scale	AS NOTED
Description	

BUILDING EXTERIOR ELEVATIONS



1 3D VIEW - FIRST FLOOR

FOR CITY OFFICIAL ONLY

SINGLE-FAMILY MODEL HOUSES

TBD

A.K.I DESIGN GROUP, INC.

526 W FREMONT AVE, #2351,
SUNNYVALE, CA 94087
PHONE: 408.658.2026
EMAIL: SUPPORT@AKIDESIGNGROUP.COM
WWW.AKIDESIGNGROUP.COM

Revision	Date	Description

Seal / Signature
CINDY G. NAHOURAI

Cindy Nahourai

CINDY G. NAHOURAI
SIGNED ON BEHALF OF A.K.I DESIGN GROUP, INC.

Client Name	
CLIENT	OCEAN MOON CORPORATION SHANSHANBY
Date	09.11.2025
Project Number	
Scale	AS NOTED
Description	

3D VIEWS FIRST FLOOR

FOR CITY OFFICIAL ONLY

SINGLE-FAMILY MODEL HOUSES

TBD

A.K.I DESIGN GROUP, INC.

526 W FREMONT AVE, #2351,
SUNNYVALE, CA 94087
PHONE: 408.656.2026
EMAIL: SUPPORT@AKIDESIGNGROUP.COM
WWW.AKIDESIGNGROUP.COM

Revision	Date	Description


Seal / Signature
CINDY G. NAHOURAI

Cindy Nahourai

CINDY G. NAHOURAI
SIGNED ON BEHALF OF A.K.I DESIGN GROUP, INC.


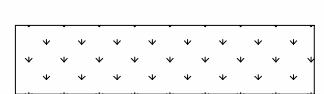
Client Name
CLIENT: OCEAN MOON CORPORATION SHANSHANBY
Date
09.11.2025
Project Number
Scale
AS NOTED
Description

**3D VIEWS
SECOND
FLOOR**



1 3D VIEW - SECOND FLOOR

SITE PLAN LEGEND

-  PROPERTY LINE
-  LANDSCAPE

SITE NOTES

1. THE INFORMATION REGARDING THE EXISTING CONDITIONS AND FEATURES SHOWN HEREIN ARE TAKEN FROM THE BEST AVAILABLE DATA AND SOURCES. HOWEVER THE INFORMATION IS NOT GUARANTEED. THE CONTRACTOR SHALL CONFIRM THE ACCURACY THEREOF.
2. PROPERTY LINES, EASEMENTS & EXISTING BUILDINGS SHOWN ON THIS SITE PLAN ARE BASED UPON INFORMATION SUPPLIED BY OTHERS.
3. CONFIRM EXACT LOCATION OF EASEMENTS.
4. PRIOR TO POURING FOUNDATION, CONTRACTOR TO VERIFY LOCATION OF ALL UNDER-SLAB PIPING, SLEEVES, OR CONDUITS REQUIRED BY ANY CONSULTANT OR VENDOR, INCLUDING BUT NOT LIMITED TO: CIVIL, PLUMBING, MECHANICAL, ELECTRICAL, LANDSCAPE, ELEVATOR, ALARM SYSTEMS, CABLE TV, & COMMUNICATIONS.
5. SITE LAYOUT, DIMENSIONS & UTILITIES SHOWN FOR REFERENCE ONLY.

FOR CITY OFFICIAL ONLY

SINGLE-FAMILY MODEL HOUSES

TBD

A.K.I DESIGN GROUP, INC.

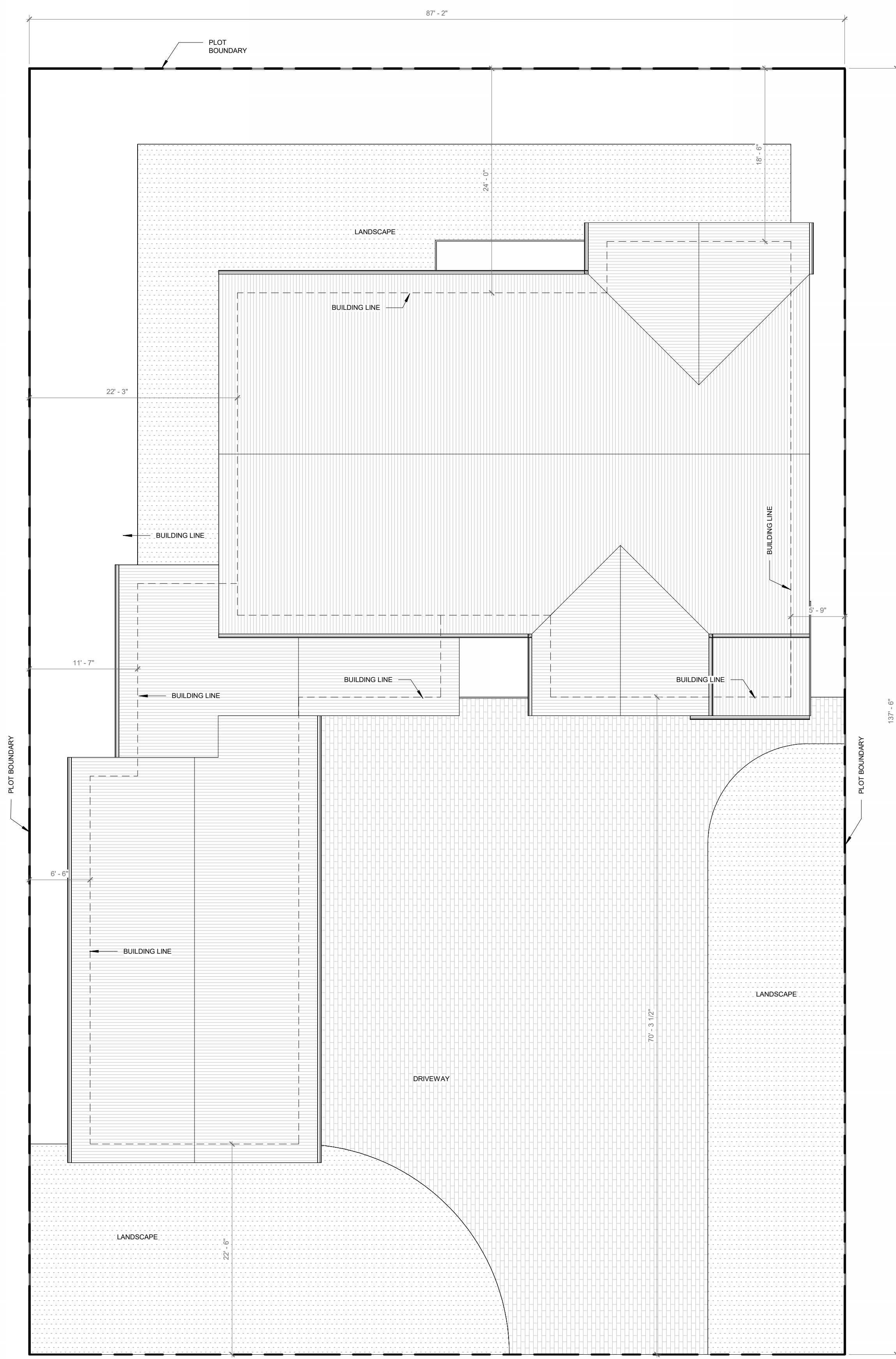
526 W FREMONT AVE, #2351,
SUNNYVALE, CA 94087
PHONE: 408.656.2026
EMAIL: SUPPORT@AKIDESIGNGROUP.COM
WWW.AKIDESIGNGROUP.COM

Revision	Date	Description

Seal / Signature
CINDY G. NAHOURAI

Cindy Nahourai

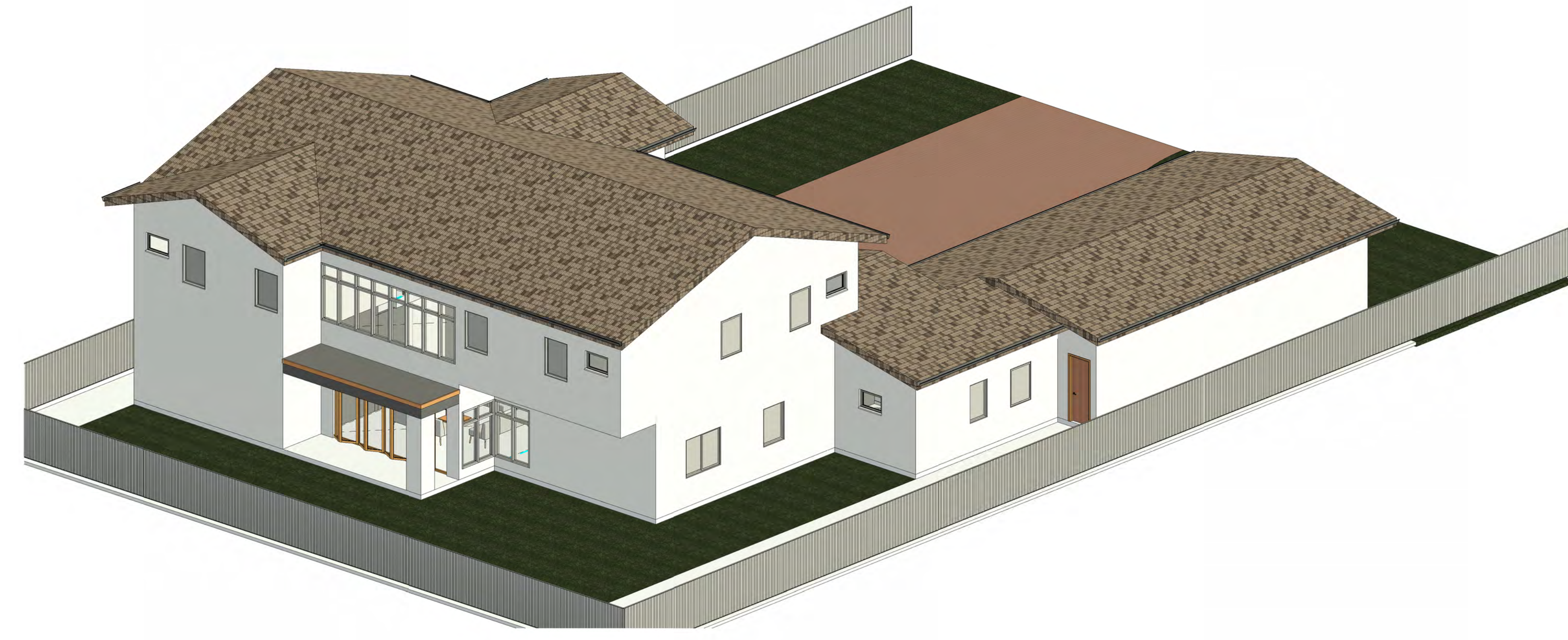
CINDY G. NAHOURAI
SIGNED ON BEHALF OF A.K.I DESIGN GROUP, INC.



1 PROPOSED SITE PLAN
1/8" = 1'-0"



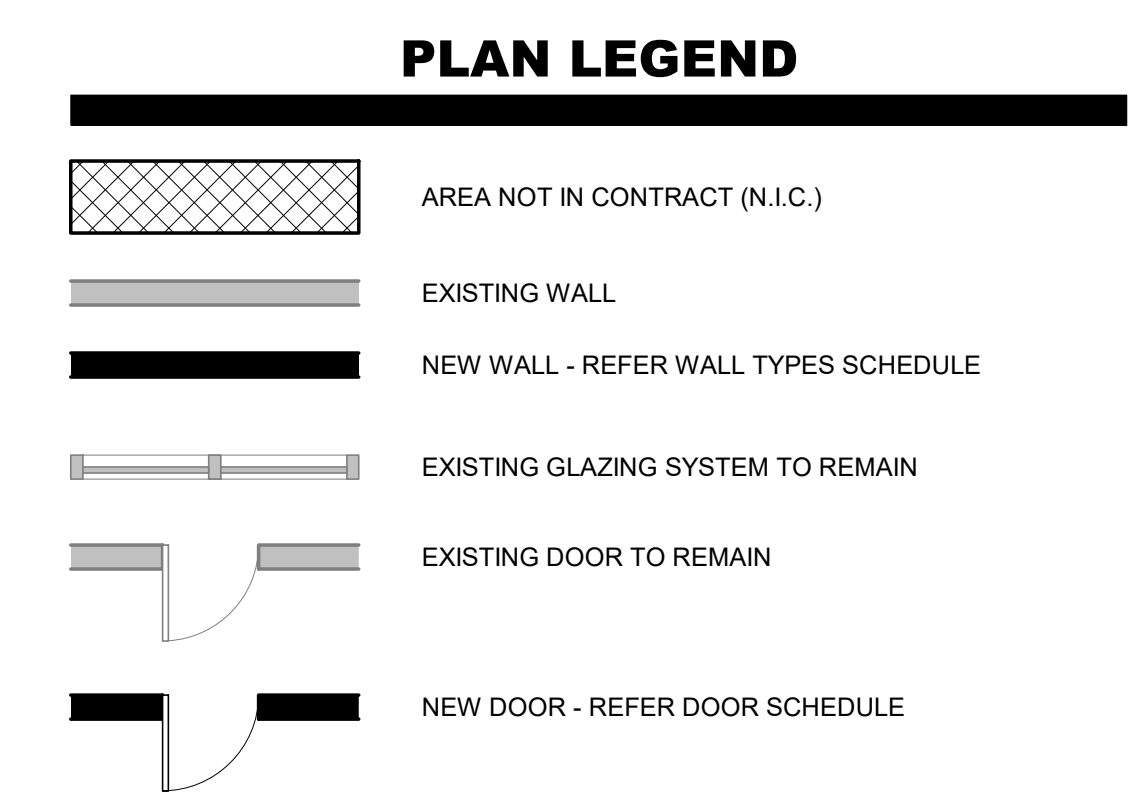
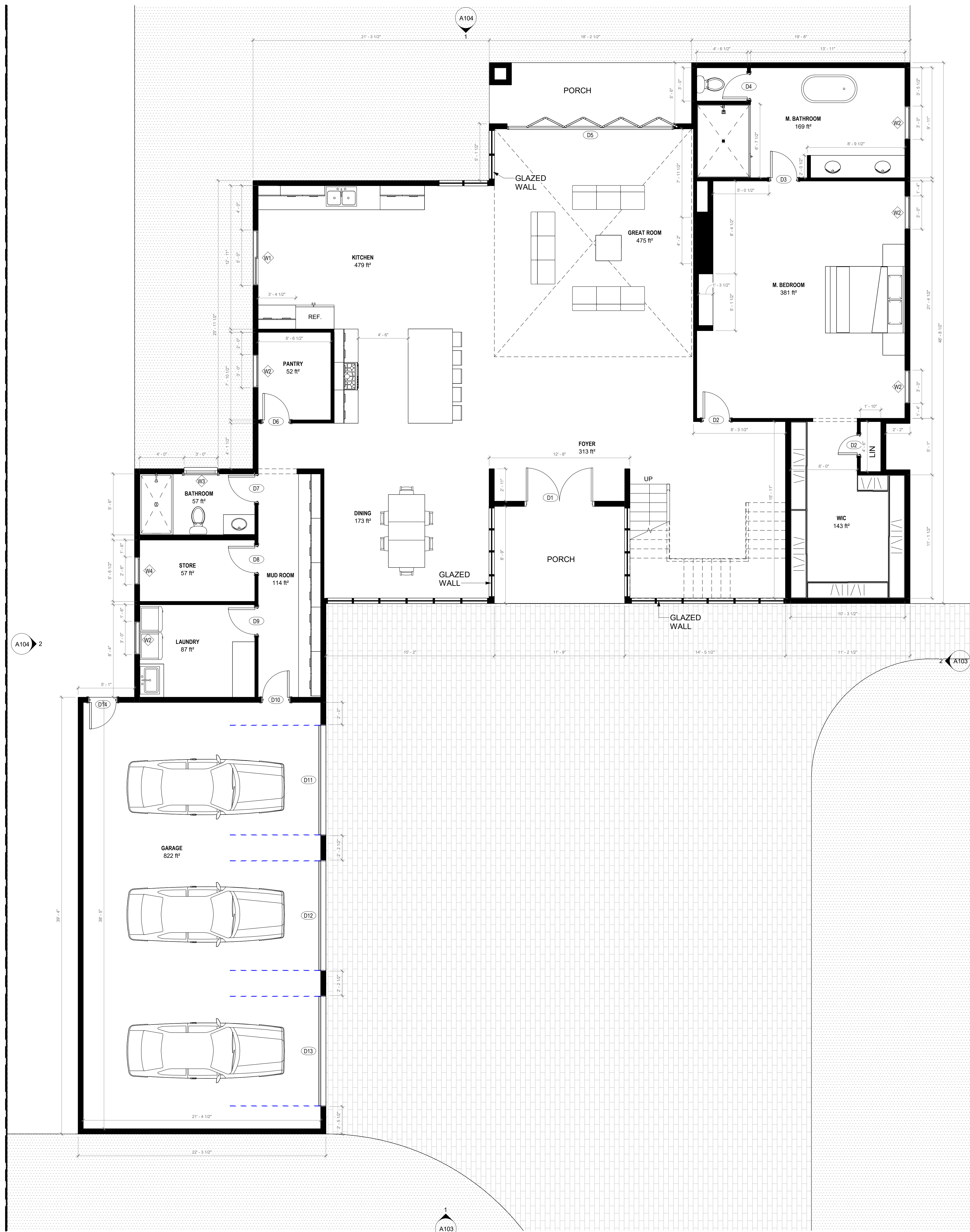
2 3D VIEW



3 3D VIEW

Client Name	OCEAN MOON CORPORATION SHANSHANBY
Date	06.11.2025
Project Number	
Scale	AS NOTED
Description	

PROPOSED SITE PLAN



FOR CITY OFFICIAL ONLY

SINGLE-FAMILY MODEL HOUSES

TBD

A.K.I DESIGN GROUP, INC.
 526 W FREMONT AVE, #2351,
 SUNNYVALE, CA 94087
 PHONE: 408.656.2026
 EMAIL: SUPPORT@AKIDESIGNGROUP.COM
 WWW.AKIDESIGNGROUP.COM

Revision	Date	Description

Seal / Signature
 CINDY G. NAHOURAI

Cindy Nahourai

CINDY G. NAHOURAI
 SIGNED ON BEHALF OF A.K.I DESIGN GROUP, INC.

DOOR SCHEDULE - FIRST FLOOR					
ROOM NAME	DOOR NO.	WIDTH	HEIGHT	THICKNESS	DESCRIPTION
FOYER	D1	6' - 0"	7' - 0"	0' - 2"	EXTERIOR DOUBLE DOOR
M. BEDROOM	D2	2' - 8"	7' - 0"	0' - 2"	INTERIOR SINGLE DOOR
WIC	D2	2' - 0"	7' - 0"	0' - 2"	INTERIOR SINGLE DOOR
M. BATHROOM	D3	2' - 8"	7' - 0"	0' - 2"	INTERIOR SINGLE DOOR
M. BATHROOM	D4	2' - 6"	7' - 0"	0' - 2"	INTERIOR SINGLE DOOR
GREAT ROOM	D5	15' - 0"	7' - 0"	0' - 2"	EXTERIOR SLIDING AND FOLDING DOOR
PANTRY	D6	2' - 8"	7' - 0"	0' - 2"	INTERIOR SINGLE DOOR
BATHROOM	D7	2' - 8"	7' - 0"	0' - 2"	INTERIOR SINGLE DOOR
STORE	D8	2' - 8"	7' - 0"	0' - 2"	INTERIOR SINGLE DOOR
LAUNDRY	D9	2' - 8"	7' - 0"	0' - 2"	INTERIOR SINGLE DOOR
MUD ROOM	D10	2' - 8"	7' - 0"	0' - 2"	INTERIOR SINGLE DOOR
GARAGE	D11	9' - 10"	7' - 0"	0' - 2"	EXTERIOR GARAGE DOOR
GARAGE	D12	9' - 10"	7' - 0"	0' - 2"	EXTERIOR GARAGE DOOR
GARAGE	D13	9' - 10"	7' - 0"	0' - 2"	EXTERIOR GARAGE DOOR
GARAGE	D14	2' - 8"	7' - 0"	0' - 2"	EXTERIOR SINGLE DOOR

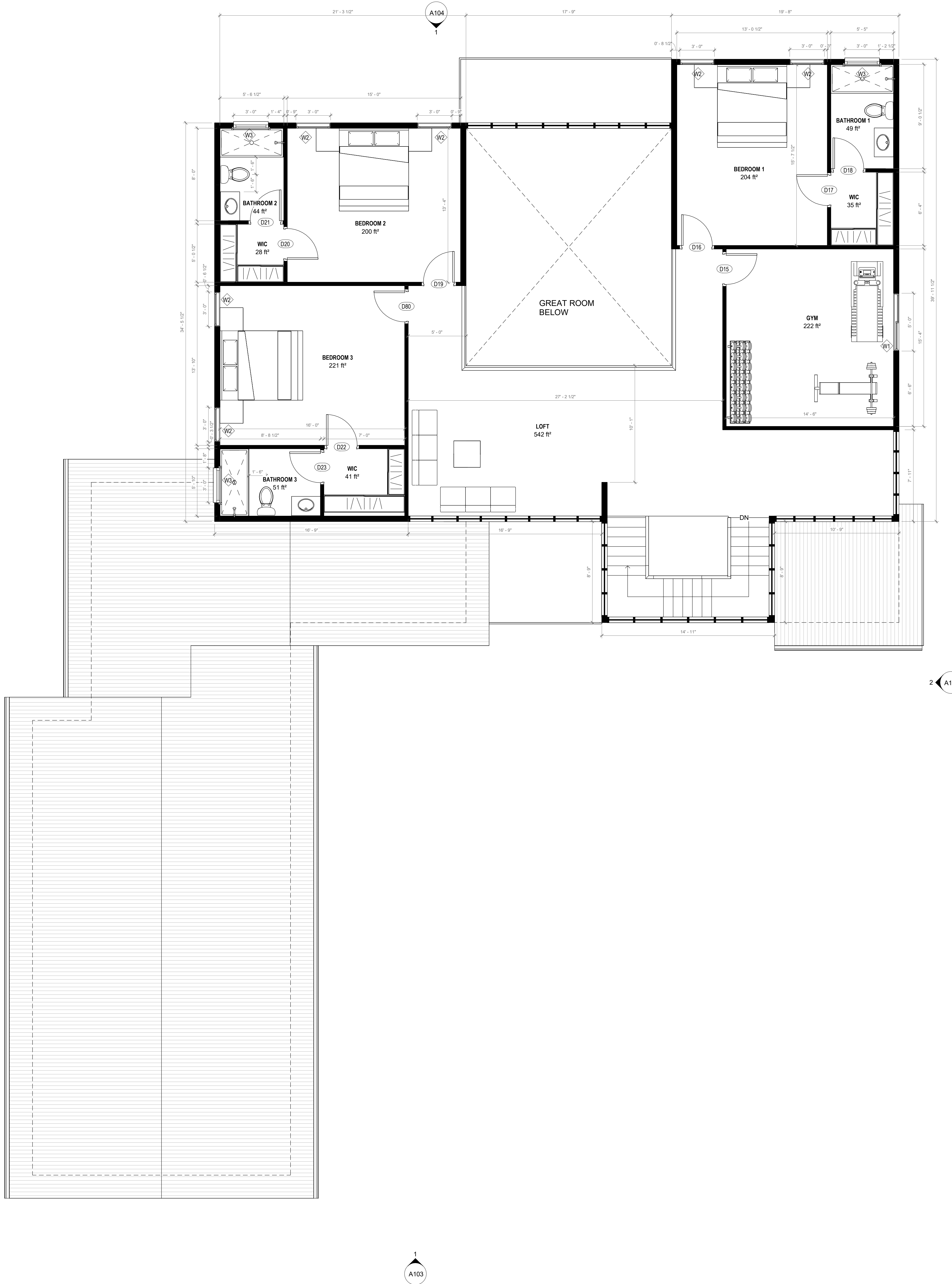
WINDOW SCHEDULE - FIRST FLOOR				
ROOM NAME	WINDOW NO.	WIDTH	HEIGHT	DESCRIPTION
KITCHEN	W1	5' - 0"	4' - 0"	EGRESS
PANTRY	W2	3' - 0"	4' - 0"	EGRESS
LAUNDRY	W2	3' - 0"	4' - 0"	EGRESS
M. BEDROOM	W2	3' - 0"	4' - 0"	EGRESS
M. BEDROOM	W2	3' - 0"	4' - 0"	EGRESS
M. BATHROOM	W2	3' - 0"	4' - 0"	TEMPERED GLASSES
BATHROOM	W3	3' - 0"	2' - 0"	TEMPERED GLASSES
STORE	W4	2' - 6"	4' - 0"	EGRESS

Client Name: OCEAN MOON CORPORATION SHANSHANBY
 Date: 06/11/2025
 Project Number:
 Scale: AS NOTED
 Description:

1 PROPOSED FIRST FLOOR PLAN
 1/4" = 1'-0"

PROPOSED FIRST FLOOR PLAN

A101



1 SECOND FLOOR PLAN
1/4" = 1'-0"

PLAN LEGEND

- AREA NOT IN CONTRACT (N.I.C.)
- EXISTING WALL
- NEW WALL - REFER WALL TYPES SCHEDULE
- EXISTING GLAZING SYSTEM TO REMAIN
- EXISTING DOOR TO REMAIN
- NEW DOOR - REFER DOOR SCHEDULE

SINGLE-FAMILY MODEL HOUSES

TBD

A.K.I DESIGN GROUP, INC.

526 W FREMONT AVE. #2351,
SUNNYVALE, CA 94087
PHONE: 408.656.2026
EMAIL: SUPPORT@AKIDESIGNGROUP.COM
WWW.AKIDESIGNGROUP.COM

Revision	Date	Description

Seal / Signature
CINDY G. NAHOURAI
Cindy Nahourai
CINDY G. NAHOURAI
SIGNED ON BEHALF OF A.K.I DESIGN GROUP, INC.

DOOR SCHEDULE - SECOND FLOOR					
ROOM NAME	DOOR NO.	WIDTH	HEIGHT	THICKNESS	DESCRIPTION
GYM	D15	2' - 8"	6' - 8"	0' - 2"	INTERIOR SINGLE DOOR
LOFT	D16	2' - 8"	6' - 8"	0' - 2"	INTERIOR SINGLE DOOR
WIC	D17	2' - 8"	6' - 8"	0' - 2"	INTERIOR SINGLE DOOR
BATHROOM 1	D18	2' - 8"	6' - 8"	0' - 2"	INTERIOR SINGLE DOOR
LOFT	D19	2' - 8"	6' - 8"	0' - 2"	INTERIOR SINGLE DOOR
BEDROOM 2	D20	2' - 8"	6' - 8"	0' - 2"	INTERIOR SINGLE DOOR
BATHROOM 2	D21	2' - 8"	6' - 8"	0' - 2"	INTERIOR SINGLE DOOR
WIC	D22	2' - 8"	6' - 8"	0' - 2"	INTERIOR SINGLE DOOR
BATHROOM 3	D23	2' - 8"	6' - 8"	0' - 2"	INTERIOR SINGLE DOOR
LOFT	D80	2' - 8"	6' - 8"	0' - 2"	INTERIOR SINGLE DOOR

WINDOW SCHEDULE - SECOND FLOOR				
ROOM NAME	WINDOW NO.	WIDTH	HEIGHT	DESCRIPTION
GYM	W1	5' - 0"	4' - 0"	EGRESS
BEDROOM 2	W2	3' - 0"	4' - 0"	EGRESS
BEDROOM 2	W2	3' - 0"	4' - 0"	EGRESS
BEDROOM 1	W2	3' - 0"	4' - 0"	EGRESS
BEDROOM 1	W2	3' - 0"	4' - 0"	EGRESS
BEDROOM 3	W2	3' - 0"	4' - 0"	EGRESS
BEDROOM 3	W2	3' - 0"	4' - 0"	EGRESS
BATHROOM 2	W3	3' - 0"	2' - 0"	TEMPERED GLASSES
BATHROOM 1	W3	3' - 0"	2' - 0"	TEMPERED GLASSES
BATHROOM 3	W3	3' - 0"	2' - 0"	TEMPERED GLASSES

Client Name: OCEAN MOON CORPORATION SHANSHANEY
Date: 06.11.2025
Project Number:
Scale: AS NOTED
Description:

PROPOSED SECOND FLOOR PLAN

FOR CITY OFFICIAL ONLY

SINGLE-FAMILY MODEL HOUSES

TBD

A.K.I DESIGN GROUP, INC.

526 W FREMONT AVE, #2351,
SUNNYVALE, CA 94087
PHONE: 408.656.2026
EMAIL: SUPPORT@AKIDESIGNGROUP.COM
WWW.AKIDESIGNGROUP.COM

Revision	Date	Description

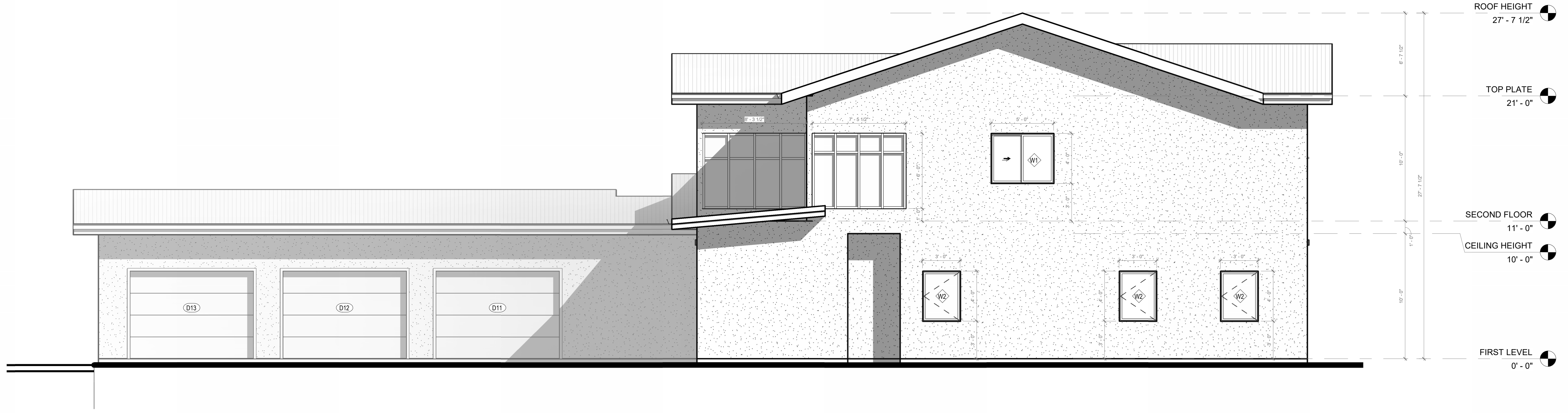
Seal / Signature
CINDY G. NAHOURAI

Cindy Nahourai

CINDY G. NAHOURAI
SIGNED ON BEHALF OF A.K.I DESIGN GROUP, INC.

Client Name
CLIENT: OCEAN MOON CORPORATION SHANSHANBY
Date
06.11.2025
Project Number
Scale
AS NOTED
Description

BUILDING EXTERIOR ELEVATIONS



2 RIGHT SIDE ELEVATION
1/4" = 1'-0"



1 FRONT ELEVATION
1/4" = 1'-0"

FOR CITY OFFICIAL ONLY

SINGLE-FAMILY MODEL HOUSES

TBD

A.K.I DESIGN GROUP, INC.

526 W FREMONT AVE, #2351,
SUNNYVALE, CA 94087
PHONE: 408.658.2026
EMAIL: SUPPORT@AKIDESIGNGROUP.COM
WWW.AKIDESIGNGROUP.COM

Revision	Date	Description

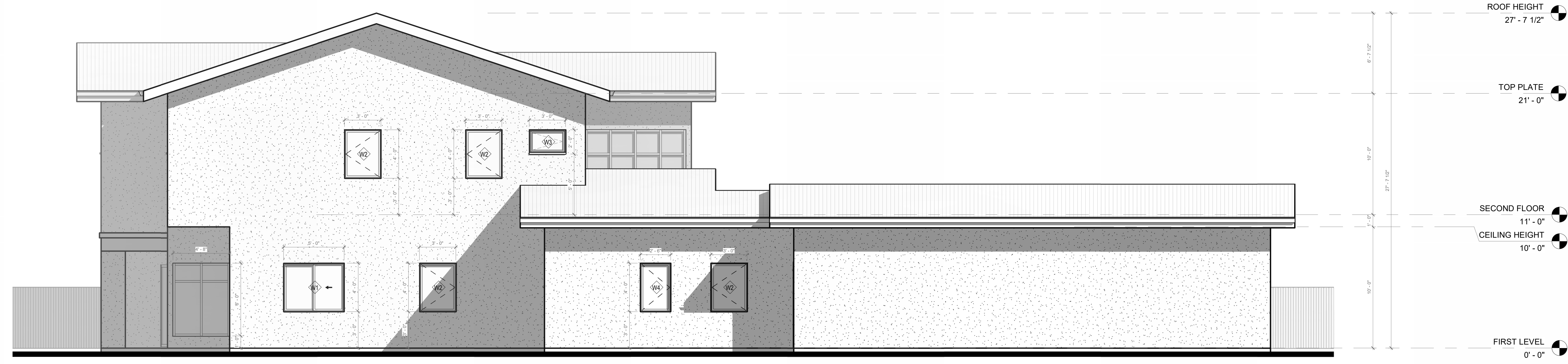
Seal / Signature
CINDY G. NAHOURAI

Cindy Nahourai

CINDY G. NAHOURAI
SIGNED ON BEHALF OF A.K.I DESIGN GROUP, INC.

Client Name	
Client	OCEAN MOON CORPORATION SHANSHANBY
Date	09.11.2025
Project Number	
Scale	AS NOTED
Description	

BUILDING EXTERIOR ELEVATIONS



2 WEST ELEVATION
1/4" = 1'-0"



1 REAR ELEVATION
1/4" = 1'-0"



1 3D VIEW - FIRST FLOOR

FOR CITY OFFICIAL ONLY

SINGLE-FAMILY MODEL HOUSES

TBD

A.K.I DESIGN GROUP, INC.

526 W FREMONT AVE, #2351,
SUNNYVALE, CA 94087
PHONE: 408.658.2026
EMAIL: SUPPORT@AKIDESIGNGROUP.COM
WWW.AKIDESIGNGROUP.COM

Revision	Date	Description


Seal / Signature
CINDY Q. NAHOURAI

Cindy Nahourai

CINDY Q. NAHOURAI
SIGNED ON BEHALF OF A.K.I DESIGN GROUP, INC.

Client Name	
CLIENT: OCEAN MOON CORPORATION SHANSHANBY	
Date	09.11.2025
Project Number	
Scale	AS NOTED
Description	

**3D VIEWS
FIRST FLOOR**



1 3D VIEW - SECOND FLOOR

FOR CITY OFFICIAL ONLY

SINGLE-FAMILY MODEL HOUSES

TBD

A.K.I DESIGN GROUP, INC.

526 W FREMONT AVE, #2351,
SUNNYVALE, CA 94087
PHONE: 408.658.2026
EMAIL: SUPPORT@AKIDESIGNGROUP.COM
WWW.AKIDESIGNGROUP.COM

Revision	Date	Description

Seal / Signature
CINDY Q. NAHOURAI

Cindy Nahourai

CINDY Q. NAHOURAI
SIGNED ON BEHALF OF A.K.I DESIGN GROUP, INC.

Client Name
CLIENT: OCEAN MOON CORPORATION SHANSHANBY
Date
09.11.2025
Project Number
Scale
AS NOTED
Description

**3D VIEWS
SECOND FLOOR**

FOR CITY OFFICIAL ONLY

SINGLE-FAMILY MODEL HOUSES

TBD

A.K.I DESIGN GROUP, INC.

526 W FREMONT AVE, #2351,
SUNNYVALE, CA 94087
PHONE: 408.656.2026
EMAIL: SUPPORT@AKIDESIGNGROUP.COM
WWW.AKIDESIGNGROUP.COM

Revision	Date	Description

Seal / Signature
CINDY Q. NAHOURAI

Cindy Nahourai

CINDY Q. NAHOURAI
SIGNED ON BEHALF OF A.K.I DESIGN GROUP, INC.



Client Name	OCEAN MOON CORPORATION SHANSHANBY
Date	11.17.2025
Project Number	
Scale	AS NOTED
Description	

PROPOSED FIRST FLOOR PLAN



LEFT ELEVATION



REAR ELEVATION

FOR CITY OFFICIAL ONLY

SINGLE-FAMILY MODEL HOUSES

TBD

A.K.I DESIGN GROUP, INC.

526 W FREMONT AVE, #2351,
SUNNYVALE, CA 94087
PHONE: 408.658.2026
EMAIL: SUPPORT@AKIDESIGNGROUP.COM
WWW.AKIDESIGNGROUP.COM

Revision	Date	Description

Seal / Signature
CINDY G. NAHOURAI

Cindy Nahourai

CINDY G. NAHOURAI
SIGNED ON BEHALF OF A.K.I DESIGN GROUP, INC.

Client Name	
Client	OCEAN MOON CORPORATION SHANSHANBY
Date	11.17.2025
Project Number	
Scale	AS NOTED
Description	

BUILDING EXTERIOR ELEVATIONS

NEW RESIDENTIAL BUILDING

MODEL # 8

FOR CITY OFFICIAL ONLY

SINGLE-FAMILY MODEL HOUSES

TBD

A.K.I DESIGN GROUP, INC.

526 W FREMONT AVE, #2351,
SUNNYVALE, CA 94087
PHONE: 408.656.2826
EMAIL: SUPPORT@AKIDESIGNGROUP.COM
WWW.AKIDESIGNGROUP.COM

Revision	Date	Description

Seal / Signature
CINDY G. NAHOURAI

Cindy Nahourai

CINDY G. NAHOURAI
SIGNED ON BEHALF OF A.K.I DESIGN GROUP, INC.

**OCEAN MOON CORPORATION
SHANSHANBY**

405 EL CAMINO REAL, #253 MENLO PARK, CA 94025
UNITED STATES

PHONE: (650) 339-5979
EMAIL: SHANSHANBY@GMAIL.COM

A.K.I DESIGN GROUP, INC

526 W FREMONT AVE, #2351,
SUNNYVALE, CA 94087

PHONE: 408.656.2826
EMAIL: SUPPORT@AKIDESIGNGROUP.COM

WWW.AKIDESIGNGROUP.COM

DRAWING INDEX

A000	COVER SHEET
A101	PROPOSED FIRST FLOOR PLAN
A102	BUILDING EXTERIOR ELEVATIONS

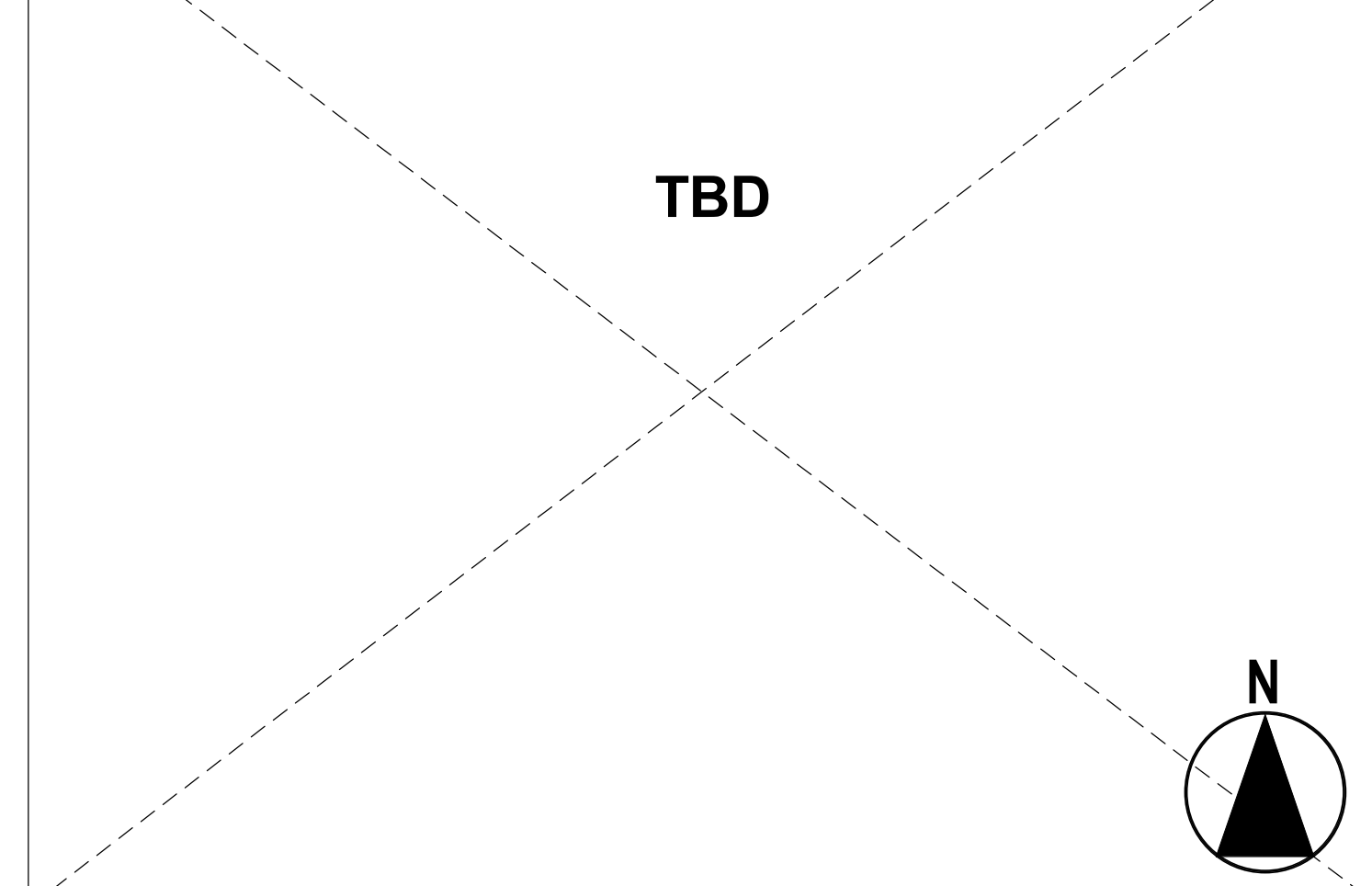
SYMBOLS

	DOOR NUMBER DOOR SCHEDULE HARDWARE GROUP
	WINDOW TYPE
	REVISION NUMBER
	WORK POINT, DATUM POINT OR CONTROL POINT
	ELEVATION IDENTIFICATION SHEET WHERE ELEVATION IS DRAWN
	SECTION IDENTIFICATION SHEET WHERE SECTION IS DRAWN
	DETAIL IDENTIFICATION SHEET WHERE DETAIL IS DRAWN
	INTERIOR ELEVATION IDENTIFICATION SHEET WHERE INTERIOR ELEVATION IS DRAWN
	ROOM NAME & NUMBER SYMBOL

TABULATION

PROJECT ADDRESS:	TBD
APN:	TBD
SITE AREA:	<u>LOT SIZE - 38551.00 SQ.FT</u>
AREA OF WORK:	NEW RESIDENTIAL BUILDING WITH <u>8566.00 SQ.FT</u> LIVABLE SPACES
PARKING PROVIDED:	<u>37-CAR SPACES</u>
BICYCLE PARKING PROVIDED:	<u>02- SPACES</u>
TYPE OF CONSTRUCTION: OCCUPATION:	<u>V.B.</u> <u>R-10</u>
USE ZONE:	SINGLE FAMILY RESIDENTIAL ZONE
CBC:	<u>2022</u>
CFC:	<u>2022</u>
CPC:	<u>2022</u>
CEC:	<u>2022</u>
CALIFORNIA TITLE 24 C.M.C.:	<u>2022</u>
NUMBER OF STORIES:	<u>1</u>
CHEMICAL/HAZARDOUS MATERIALS STORED ON SITE:	<u>NO</u>

VICINITY MAP



PROJECT DESCRIPTION

NEW RESIDENTIAL BUILDING WITH 8566.00 SQ.FT LIVABLE SPACES

ABBREVIATIONS

<p>& AND @ Angle at center line, Diameter or round Diameter or round # Pound or number (E) Existing (R) Relocated (N) New</p> <p>A.B. Anchor bolt ACOUS. Acoustical A.D. Area Drain ADJ. Adjustable AGGR. Aggregate AL. Aluminum ALT. Alternate AP. Access panel APPROX. Approximate ARCH. Architectural ABS. Asbestos ASPH. Asphalt A.F.F. Above finish floor</p> <p>B.B. Bulletin board B.D. Board BITUM. Bituminous BKG. Backing BLDG. Building BLK. Block BLKG. Blocking BM. Beam BOT. Bottom</p> <p>CAB. Cabinet C.B. Catch Basin CEM. Cement CER. Ceramic C.I. Cast iron C.G. Cormner Guard C.J. Construction joint CLG. Ceiling CLKG. Calking CLO. Closet CLR. Clear C.O. Cased Opening COL. Column CONC. Concrete CONN. Connection CONSTR. Construction CONT. Continuous CORR. Corridor CPT. Carpet CTSK. Countersunk CNTR. Counter CTR. Center</p>	<p>DET. Detail DIA. Diameter DIM. Dimension DISP. Dispenser DN. Down D.O. Door Opening DR. Door DWR. Drawer DS. Downspout D.S.P. Dry Standpipe DWG. Drawing</p> <p>E. East EA. Each E.B. Expansion Bolt E.J. Expansion Joint EL. Elevation ELEC. Electrical ELEV. Elevator EMER. Emergency ENCL. Enclosure ENGR. Engineer E.P. Electrical Panelboard EQ. Equal EQPT. Equipment E.W.C. Electrical Water Cooler EX. Existing EXPO. Exposed EXP. Expansion EXT. Exterior TV</p> <p>F.A. Fire Alarm F.B. Flat Bar F.D. Floor Drain FDN. Foundation F.E. Fire Extinguisher F.E.C. Fire Extinguisher Cab. F.H.C. Fire Hose Cabinet F.H.W. SFlat Head Wood Screw FIN. Finish FIXT. Fixture FL. Floor</p> <p>FLASH. Flashing FLUOR. Fluorescent F.O.C. Face of Concrete F.O.F. Face of Finish F.O.S. Face of Studs FFRF. Fireproof F.S. Full Size FT. Foot or Feet FTG. Footing FURR. Furring FUT. Future</p> <p>GA. Gauge GALV. Galvanized</p>	<p>G.B. Grab Bar GL. Glass GND. Ground GR. Grade GYP. Gypsum</p> <p>H.B. Hose Bibb H.C. Hollow Core HDWD. Hardwood HDWE. Hardware H.M. Hollow Metal HORIZ. Horizontal HR. Hour HGT. Height</p> <p>I.D. Inside Diameter (Dim.) INC. Incandescent INFO. Information INSUL. Insulation INT. Interior INTER. Intermediate</p> <p>JAN. Janitor JT. Joint</p> <p>Kit. Kitchen</p> <p>LAB. Laboratory LAM. Laminate LAV. Lavatory LKR. Locker LT. Light</p> <p>MAS. Masonary MAT. Material MAX. Maximum M.B. Machie Bolt M.C. Medicine Cabinet MECH. Mechanical MEMB. Membrane MET. Metal MFR. Manufacturer MH. Manhole MIN. Minimum MIR. Mirror MISC. Miscellaneous M.O. Masonry Opening MTD. Mounted MUL. Mullion</p> <p>N. North N.I.C. Not In Contrast NO. or # Number NOM. Nominal N.T.S. Not To Scale</p> <p>O.A. Overall OBS. Obscure</p>	<p>O.C. On Center O.D. Outside Diameter OFF. Office O.H. Opposite Hand OPNG. Opening OPP. Opposite</p> <p>P. Paint P.A.D. Powder Actuated Device PRCST. Pre-cast PL. Plate P.LAM. Plastic Laminate PLAS. Plaster PLYWD. Plywood PR. Pair PT. Point P.T.D. Paper Towel Dispenser P.T.D/R. Combination Paper Towel Dispenser & Receptacle PART. Partition P.T.R. Paper Towel Reptacle</p> <p>Q.T. Quarry Tile QTY. Quantity</p> <p>R. Riser RAD. Radius R.D. Roof Drain REF. Reference REFR. Refrigerator RGTR. Register REINF. Reinforced REQ. Required RESIL. Resilient RM. Room R.O. Rough Opening RUB. Rubber RUB. Rubber RWD. Register R.W.L. Rainwater Leader</p> <p>S. South S.A.D. See Architectural Drawing S.C. Solid Core S.C.D. Seat Cover Dispenser SCHED. Schedule S.D. Soap Dispenser SECT. Section S.E.D. See Electrical Drawing SH. Shelf SHR. Shower SHT. Sheet SIM. Similar S.M.D. See Mechanical Drawing S.M.S. Sheet Metal Screw S.N.D. Sanitary Napkin Dispenser S.N.R. Sanitary Napkin Receptacle SPEC. Specification S.P.D. See Plumbing Drawing</p>	<p>SQ. Square S.S.D. See Structural Drawing S.ST. Stainless Steel S.SK. Service Sink STA. Station STD. Standard STL. Steel STOR. Storage STRL. Structural SUSP. Suspended SYM. Symmetrical</p> <p>TRD. Tread T.B. Towel Bar T.C. Top of Curb T.E. Telephone TER. Terrazzo T.&G. Tongue and Groove THK. Thick THRES. Threshold T.P. Top of Pavement T.P.B. Telephone Panelboard T.P.D. Toilet Paper Dispenser T.V. Television T.W. Top of Wall TYP. Typical</p> <p>UNF. Unfinished U.O.N. Unless Otherwise Noted UR. Urinal</p> <p>V.C.T. Vinyl Composition Tile VERT. Vertical VEST. Vestibule V.I.F. Verify in field</p> <p>W. West W. With WC. Wall Covering W.C. Water Closet WD. Wood W.F. Wide Flange W.O. Where Occurs W/O. Without WP. Waterproof W.SCT. Wainscot WT. Weight W.R. West Water Resistant</p>
---	---	---	--	---



Client Name: OCEAN MOON CORPORATION SHANSHANBY
Date: 11/17/2025
Project Number: _____
Scale: AS NOTED
Description: _____

COVER SHEET

A000

FOR CITY OFFICIAL ONLY

SINGLE-FAMILY MODEL HOUSES

TBD

A.K.I DESIGN GROUP, INC.

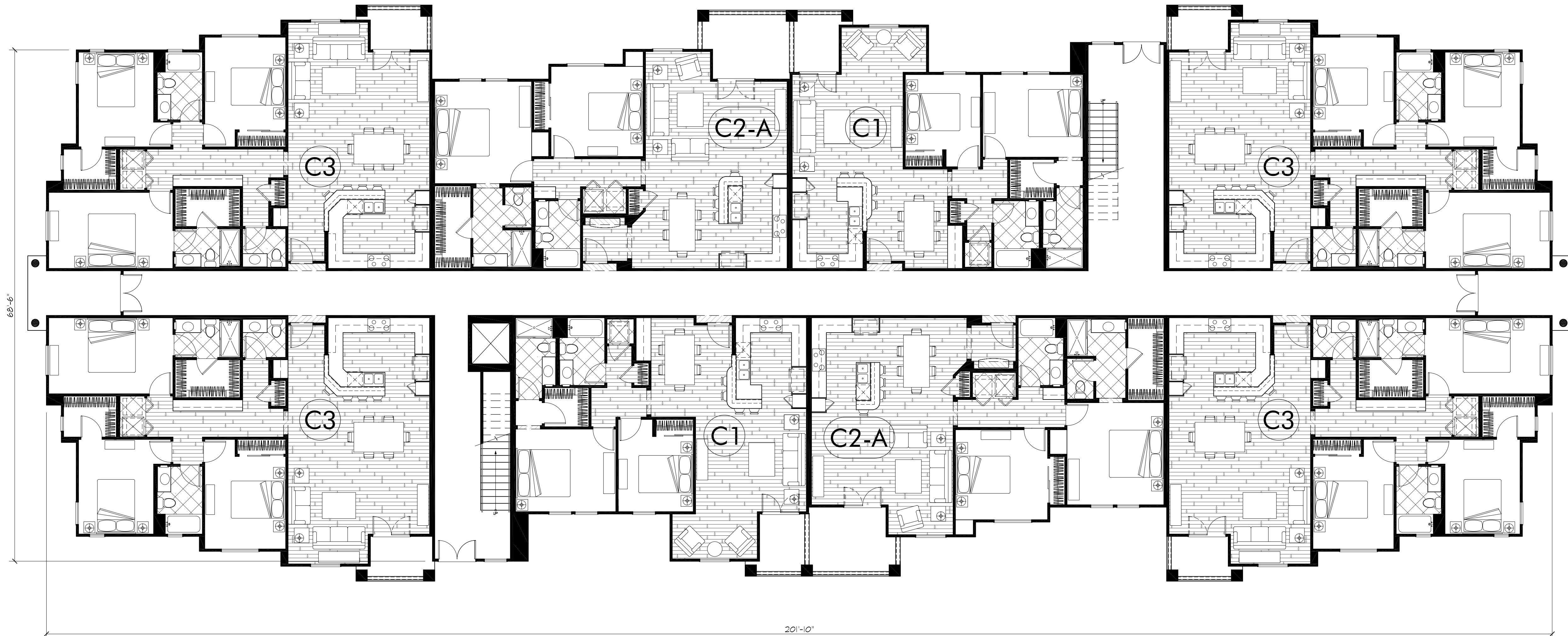
526 W FREMONT AVE, #2351,
SUNNYVALE, CA 94087
PHONE: 408.656.2026
EMAIL: SUPPORT@AKIDESIGNGROUP.COM
WWW.AKIDESIGNGROUP.COM

Revision	Date	Description

Seal / Signature
CINDY Q. NAHOURAI

Cindy Nahourai

CINDY Q. NAHOURAI
SIGNED ON BEHALF OF A.K.I DESIGN
GROUP, INC.



FIRST FLOOR PLAN (2nd & 3rd FLOOR SIM.)

1/8" = 1'-0"



Client Name	
Client	OCEAN MOON CORPORATION SHANSHANBY
Date	11.17.2025
Project Number	
Scale	AS NOTED
Description	

PROPOSED FIRST FLOOR PLAN

FOR CITY OFFICIAL ONLY

SINGLE-FAMILY MODEL HOUSES

TBD

A.K.I DESIGN GROUP, INC.

526 W FREMONT AVE. #2351,
SUNNYVALE, CA 94087
PHONE: 408.656.2026
EMAIL: SUPPORT@AKIDESIGNGROUP.COM
WWW.AKIDESIGNGROUP.COM

Revision	Date	Description

Seal / Signature

CINDY Q. NAHOURAI

Cindy Nahourai

CINDY Q. NAHOURAI
SIGNED ON BEHALF OF A.K.I DESIGN GROUP, INC.

Client Name
 CLIENT: OCEAN MOON CORPORATION SHANSHANBY
 Date
 11.17.2025
 Project Number
 Scale
 AS NOTED
 Description

BUILDING EXTERIOR ELEVATIONS



RIGHT ELEVATION C



LEFT ELEVATION C



REAR ELEVATION C



FRONT ELEVATION

SINGLE-FAMILY MODEL HOUSES

TBD

A.K.I DESIGN GROUP, INC.

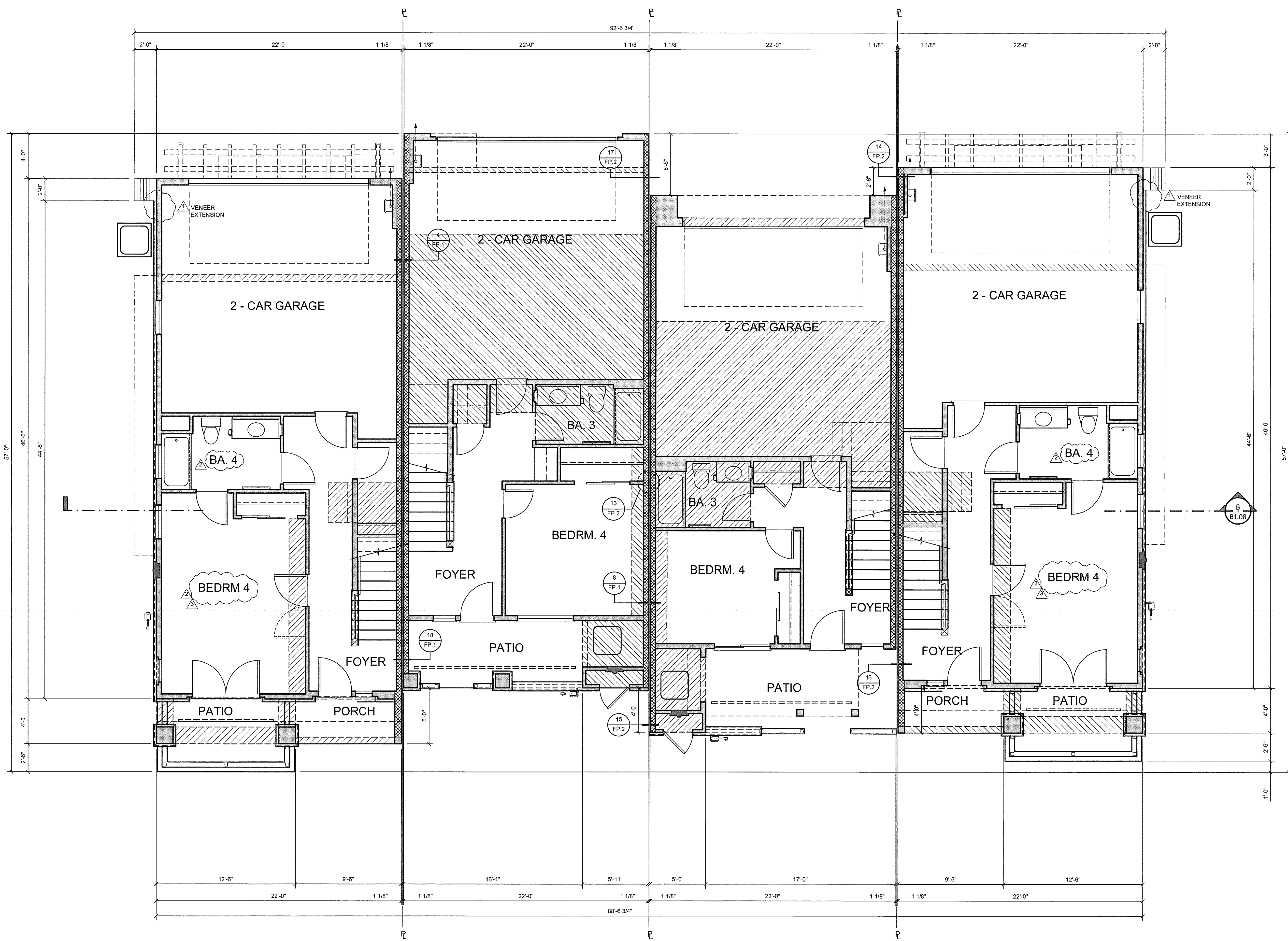
526 W FREMONT AVE, #2351, SUNNYVALE, CA 94087
PHONE: 408.656.2026
EMAIL: SUPPORT@AKIDESIGNGROUP.COM
WWW.AKIDESIGNGROUP.COM

Revision	Date	Description

Seal / Signature
CINDY G. NAHOURAI

Cindy Nahourai

CINDY G. NAHOURAI
SIGNED ON BEHALF OF A.K.I DESIGN GROUP, INC.



UNIT 3

UNIT 2 REVERSE

UNIT 1

UNIT 3 REVERSE

FIRST FLOOR PLAN - 4PLEX A/B

SCALE: 1/4" = 1'-0"

Client Name	OCEAN MOON CORPORATION SHANSHANBY
Date	09.11.2025
Project Number	
Scale	AS NOTED
Description	

PROPOSED FIRST FLOOR PLAN

FOR CITY OFFICIAL ONLY

SINGLE-FAMILY MODEL HOUSES

TBD

A.K.I DESIGN GROUP, INC.

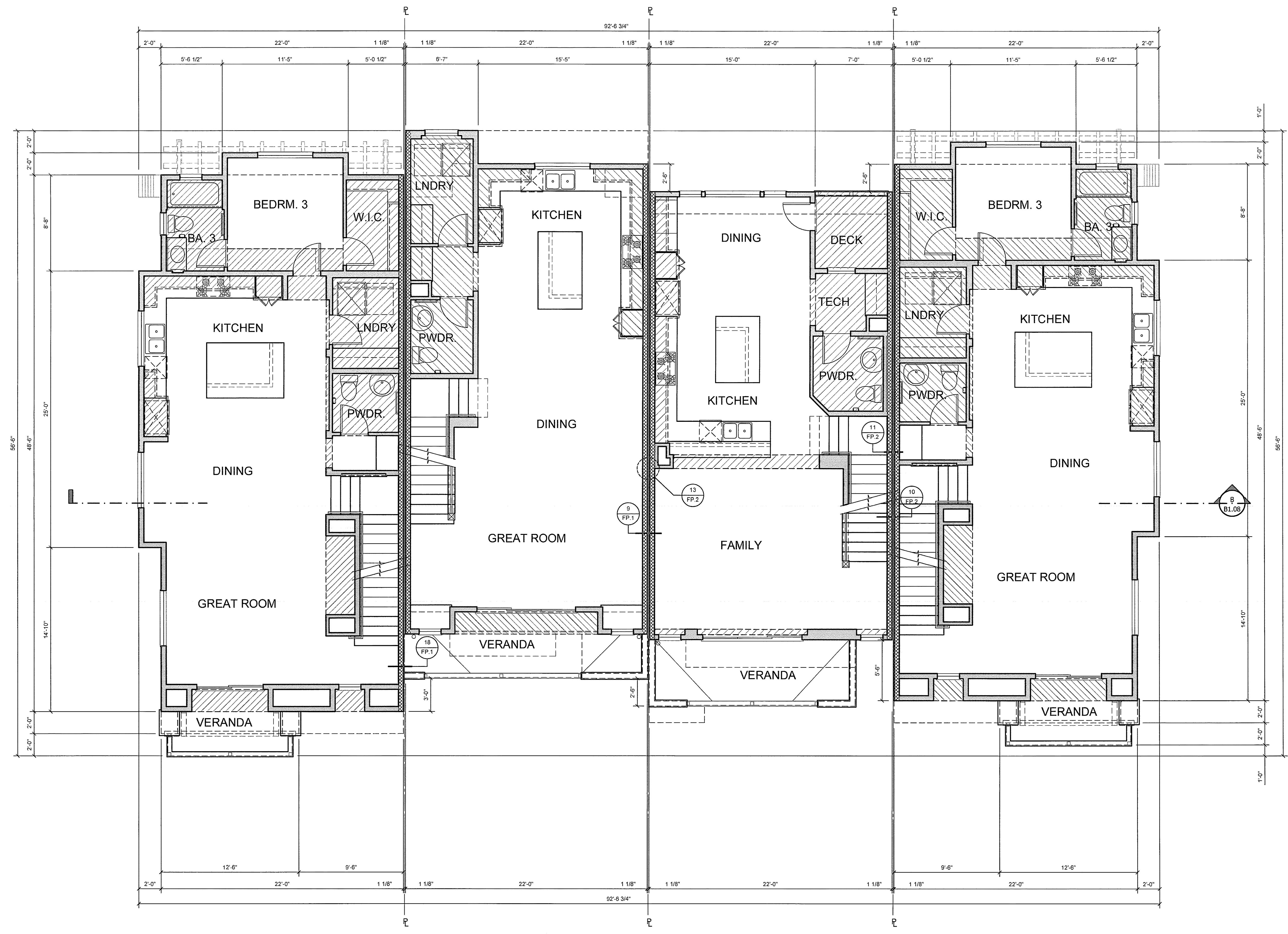
526 W FREMONT AVE, #2351,
SUNNYVALE, CA 94087
PHONE: 408.656.2026
EMAIL: SUPPORT@AKIDESIGNGROUP.COM
WWW.AKIDESIGNGROUP.COM

Revision	Date	Description

Seal / Signature
CINDY G. NAHOURAI

Cindy Nahourai

CINDY G. NAHOURAI
SIGNED ON BEHALF OF A.K.I DESIGN GROUP, INC.



UNIT 3 UNIT 2 REVERSE UNIT 1 UNIT 3 REVERSE

SECOND FLOOR PLAN - 4PLEX A/B
SCALE: 1/4" = 1'-0"

Client Name	OCEAN MOON CORPORATION SHANSHANBY
Date	06.11.2025
Project Number	
Scale	AS NOTED
Description	

PROPOSED SECOND FLOOR PLAN

FOR CITY OFFICIAL ONLY

SINGLE-FAMILY MODEL HOUSES

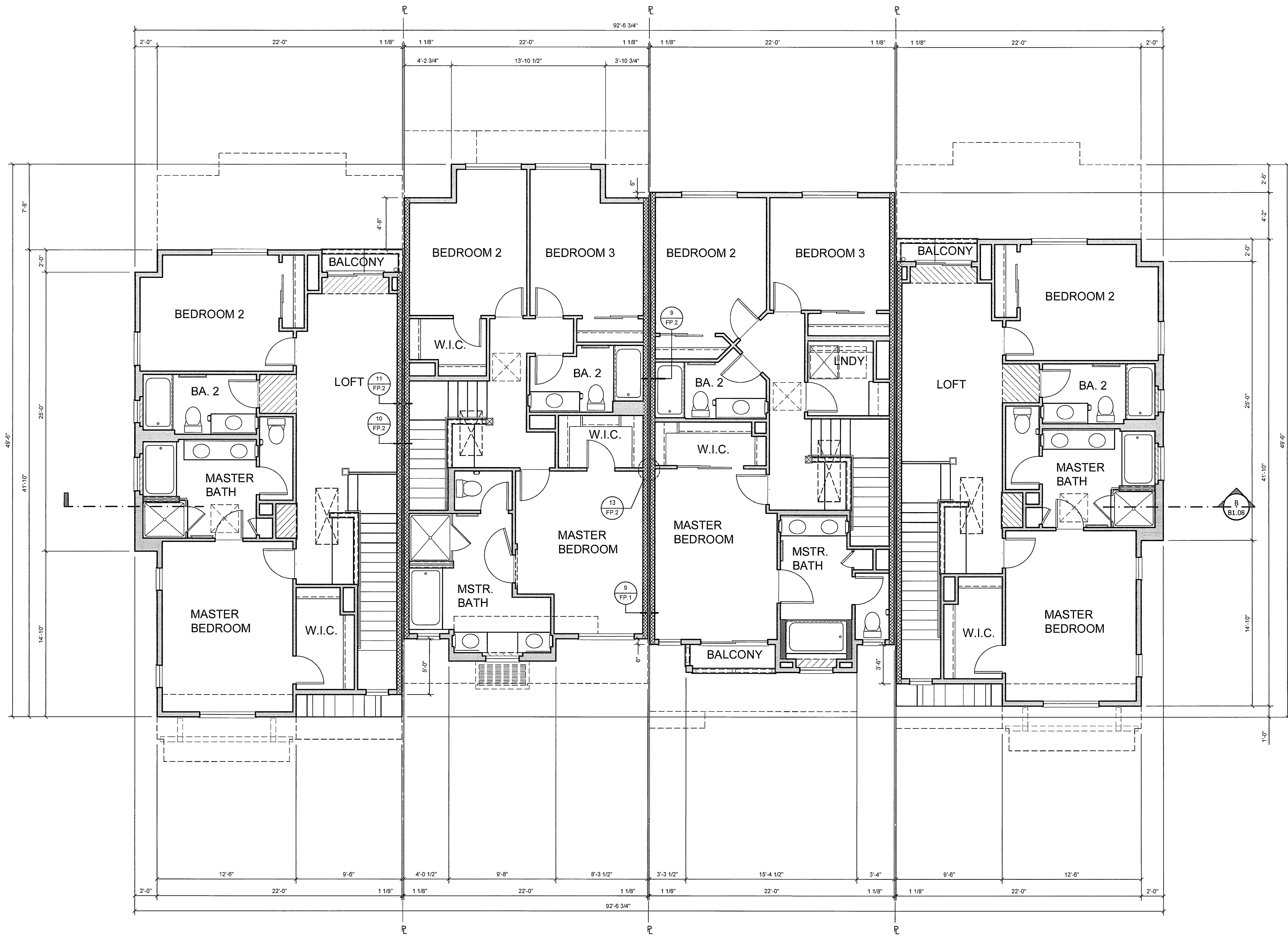
TBD

A.K.I DESIGN GROUP, INC.

526 W FREMONT AVE, #2351,
SUNNYVALE, CA 94087
PHONE: 408.656.2026
EMAIL: SUPPORT@AKIDESIGNGROUP.COM
WWW.AKIDESIGNGROUP.COM

Revision	Date	Description

Seal / Signature
CINDY G. NAHOURAI
Cindy Nahourai
CINDY G. NAHOURAI
SIGNED ON BEHALF OF A.K.I DESIGN GROUP, INC.



UNIT 3 UNIT 2 REVERSE UNIT 1 UNIT 3 REVERSE

THIRD FLOOR PLAN - 4PLEX A/B
SCALE: 1/4" = 1'-0"

Client Name	OCEAN MOON CORPORATION SHANSHANBY
Date	09/11/2025
Project Number	
Scale	AS NOTED
Description	

**PROPOSED
THIRD FLOOR
PLAN**

FOR CITY OFFICIAL ONLY

SINGLE-FAMILY MODEL HOUSES

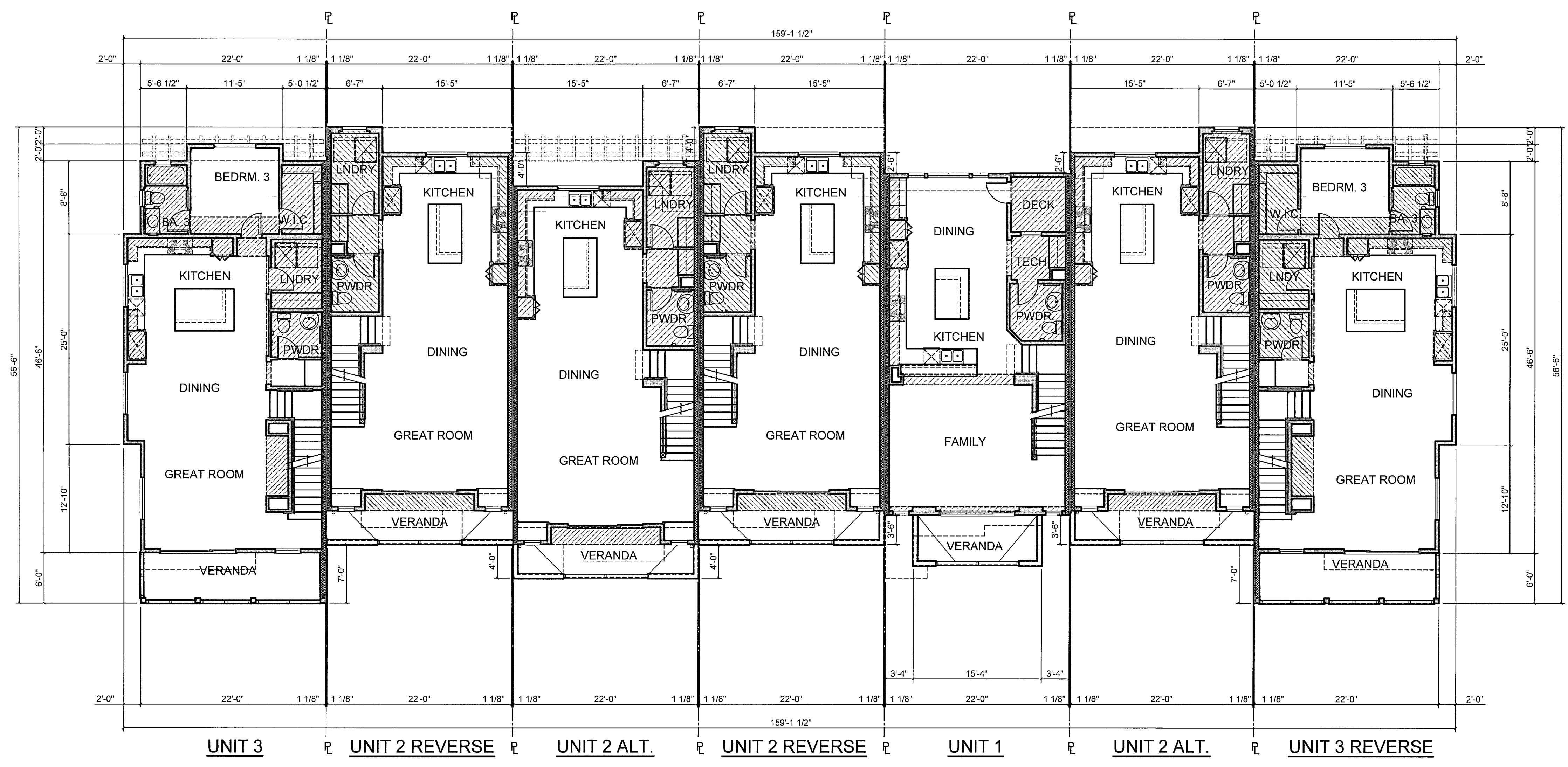
TBD

A.K.I DESIGN GROUP, INC.

526 W FREMONT AVE, #2351,
SUNNYVALE, CA 94087
PHONE: 408.656.2026
EMAIL: SUPPORT@AKIDESIGNGROUP.COM
WWW.AKIDESIGNGROUP.COM

Revision	Date	Description

Seal / Signature
CINDY Q. NAHOURAI
Cindy Nahourai
CINDY Q. NAHOURAI
SIGNED ON BEHALF OF A.K.I DESIGN GROUP, INC.



SECOND FLOOR PLAN - 7PLEX C/D
SCALE: 1/8" = 1'-0"

Client Name	
CLIENT	OCEAN MOON CORPORATION SHANSHANBY
Date	09/11/2025
Project Number	
Scale	AS NOTED
Description	

PROPOSED SECOND FLOOR PLAN

FOR CITY OFFICIAL ONLY

SINGLE-FAMILY MODEL HOUSES

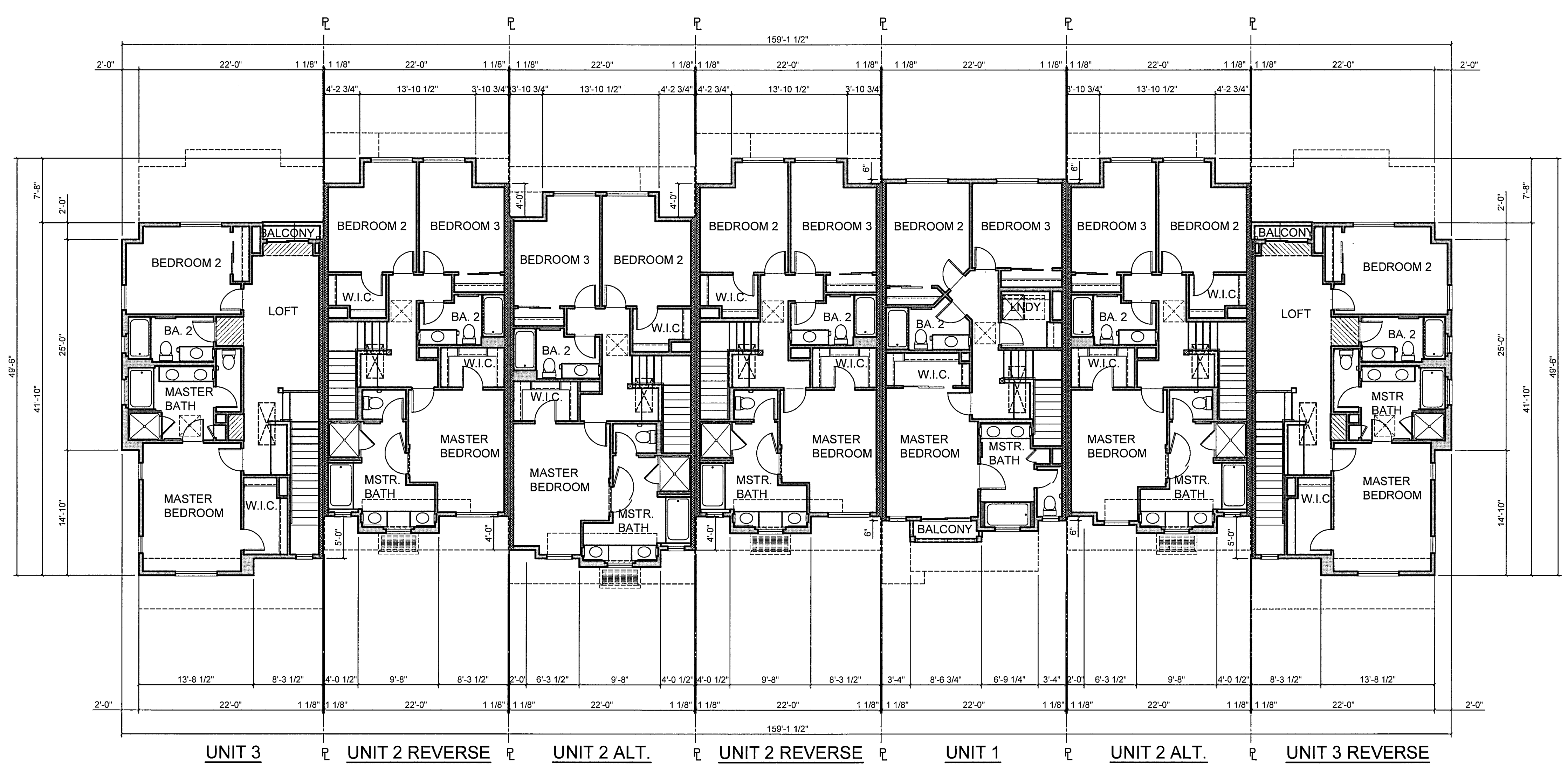
TBD

A.K.I DESIGN GROUP, INC.

526 W FREMONT AVE, #2351,
SUNNYVALE, CA 94087
PHONE: 408.656.2026
EMAIL: SUPPORT@AKIDESIGNGROUP.COM
WWW.AKIDESIGNGROUP.COM

Revision	Date	Description

Seal / Signature
CINDY G. NAHOURAI
Cindy Nahourai
CINDY G. NAHOURAI
SIGNED ON BEHALF OF A.K.I DESIGN
GROUP, INC.



THIRD FLOOR PLAN - 7PLEX C/D
SCALE: 1/8" = 1'-0"

Client Name	
Client	OCEAN MOON CORPORATION SHANSHANEY
Date	09.11.2025
Project Number	
Scale	AS NOTED
Description	

PROPOSED THIRD FLOOR PLAN

FOR CITY OFFICIAL ONLY

SINGLE-FAMILY MODEL HOUSES

TBD

A.K.I DESIGN GROUP, INC.

526 W FREMONT AVE, #2351,
SUNNYVALE, CA 94087
PHONE: 408.656.2026
EMAIL: SUPPORT@AKIDESIGNGROUP.COM
WWW.AKIDESIGNGROUP.COM

Revision	Date	Description

Seal / Signature
CINDY O. NAHOURAI

Cindy Nahourai

CINDY O. NAHOURAI
SIGNED ON BEHALF OF A.K.I DESIGN GROUP, INC.



2 RIGHT ELEVATION - 7-PLEX C/D
SCALE: 1/8" = 1'-0"

Client Name	
CLIENT	OCEAN MOON CORPORATION SHANSHANBY
Date	09.11.2025
Project Number	
Scale	AS NOTED
Description	

BUILDING EXTERIOR ELEVATIONS

FOR CITY OFFICIAL ONLY

SINGLE-FAMILY MODEL HOUSES

TBD

A.K.I DESIGN GROUP, INC.

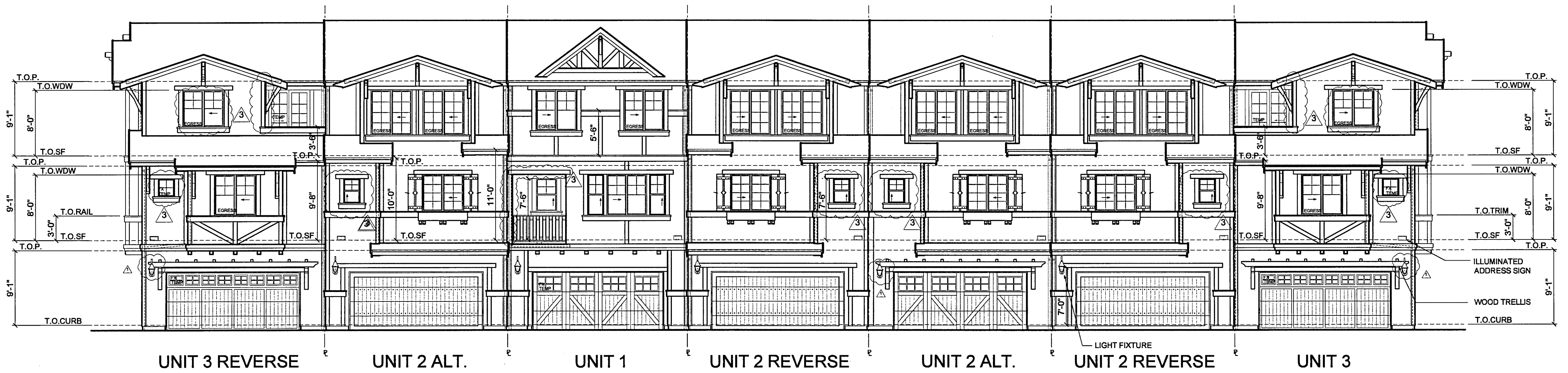
526 W FREMONT AVE, #2351, SUNNYVALE, CA 94087
PHONE: 408.656.2026
EMAIL: SUPPORT@AKIDESIGNGROUP.COM
WWW.AKIDESIGNGROUP.COM

Revision	Date	Description

Seal / Signature
CINDY G. NAHOURAI

Cindy Nahourai

CINDY G. NAHOURAI
SIGNED ON BEHALF OF A.K.I DESIGN GROUP, INC.



3 REAR ELEVATION - 7-PLEX C/D
SCALE: 1/8"= 1'-0"



UNIT 3
4 LEFT ELEVATION - 7-PLEX C/D
SCALE: 1/8"= 1'-0"

Client Name	
Client	OCEAN MOON CORPORATION SHANSHANBY
Date	09.11.2025
Project Number	
Scale	AS NOTED
Description	

BUILDING EXTERIOR ELEVATIONS

NEW RESIDENTIAL BUILDING

MODEL # 11

FOR CITY OFFICIAL ONLY

SINGLE-FAMILY MODEL HOUSES

TBD

A.K.I DESIGN GROUP, INC.

526 W. FREMONT AVE. #2351, SUNNYVALE, CA 94087

PHONE: 408.656.2826
EMAIL: SUPPORT@AKIDESIGNGROUP.COM
WWW.AKIDESIGNGROUP.COM

Revision	Date	Description

Seal / Signature
CINDY Q. NAHOURAI

Cindy Nahourai

CINDY Q. NAHOURAI
SIGNED ON BEHALF OF A.K.I DESIGN GROUP, INC.

OCEAN MOON CORPORATION
SHANSHANBY

405 EL CAMINO REAL, #253 MENLO PARK, CA 94025
UNITED STATES

PHONE: (650) 339-5979
EMAIL: SHANSHANBY@GMAIL.COM

A.K.I DESIGN GROUP, INC

526 W. FREMONT AVE. #2351,
SUNNYVALE, CA 94087

PHONE: 408.656.2826
EMAIL: SUPPORT@AKIDESIGNGROUP.COM

WWW.AKIDESIGNGROUP.COM

DRAWING INDEX

A000	COVER SHEET
A101	PROPOSED FIRST FLOOR PLAN
A102	PROPOSED SECOND FLOOR PLAN
A103	BUILDING EXTERIOR ELEVATIONS
A104	BUILDING EXTERIOR ELEVATIONS

SYMBOLS


	DOOR NUMBER DOOR SCHEDULE HARDWARE GROUP
	WINDOW TYPE
	REVISION NUMBER
	WORK POINT, DATUM POINT OR CONTROL POINT
	ELEVATION IDENTIFICATION SHEET WHERE ELEVATION IS DRAWN
	SECTION IDENTIFICATION SHEET WHERE SECTION IS DRAWN
	DETAIL IDENTIFICATION SHEET WHERE DETAIL IS DRAWN
	INTERIOR ELEVATION IDENTIFICATION SHEET WHERE INTERIOR ELEVATION IS DRAWN
	ROOM NAME & NUMBER SYMBOL

TABULATION

PROJECT ADDRESS:	TBD
APN:	TBD
SITE AREA:	TBD
AREA OF WORK:	NEW RESIDENTIAL BUILDING WITH 2505 SQ.FT LIVABLE SPACES
PARKING PROVIDED:	2-CAR SPACES FOR EACH UNIT
TYPE OF CONSTRUCTION: OCCUPATION:	V.B. R-10
USE ZONE:	SINGLE FAMILY RESIDENTIAL ZONE
CBC:	2022
CFC:	2022
CPC:	2022
CEC:	2022
CALIFORNIA TITLE 24 C.M.C.:	2022
NUMBER OF STORIES:	3
CHEMICAL/HAZARDOUS MATERIALS STORED ON SITE:	NO

VICINITY MAP

TBD



PROJECT DESCRIPTION

NEW RESIDENTIAL BUILDING WITH 2505.00 SQ.FT LIVABLE SPACES

AREA CALCULATION :	
PROPOSED LIVABLE ON FIRST FLOOR	= 1251.00 SQ.FT.
PROPOSED LIVABLE ON SECOND FLOOR	= 1254.00 SQ.FT.
TOTAL LIVABLE IN THE ENTIRE HOUSE	= 2505.00 SQ.FT.
PROPOSED NON-LIVABLE ON FIRST FLOOR: GARAGE	= 441.00 SQ.FT.
TOTAL NON-LIVABLE IN THE ENTIRE HOUSE	= 441.00 SQ.FT.

TOTAL GROSS AREA INCLUDING LIVABLE AND NON-LIVABLE IN THE ENTIRE HOUSE = 2946.00 SQ.FT

ABBREVIATIONS

&	AND	DET.	Detail	G.B.	Grab Bar	O.C.	On Center	SQ.	Square
@	Angle	DIA.	Diameter	GL.	Glass	O.D.	Outside Diameter	S.S.D.	See Structural Drawing
	at	DIM.	Dimension	GND.	Ground	OFF.	Office	S.ST.	Stainless Steel
	center line,	DISP.	Dispenser	GR.	Grade	O.H.	Opposite Hand	S.SK.	Service Sink
	Diameter or round	DN.	Down	GYP.	Gypsum	OPNG.	Opening	STA.	Station
#	Pound or number	D.O.	Door Opening			OPP.	Opposite	STD.	Standard
(E)	Existing	DR.	Door	H.B.	Hose Bibb	P.	Paint	STL.	Steel
(R)	Relocated	DWR.	Drawer	H.C.	Hollow Core	P.	Paint	STOR.	Storage
(N)	New	DS.	Downspout	HDWD.	Hardwood	P.A.D.	Powder Actuated Device	STR.	Structural
		D.S.P.	Dry Standpipe	HDWE.	Hardware	PRCST.	Pre-cast	SUSP.	Suspended
A.B.	Anchor bolt	DWG.	Drawing	H.M.	Hollow Metal	PL.	Plate	SYM.	Symmetrical
ACOUS.	Acoustical			HORIZ.	Horizontal	P.LAM.	Plastic Laminate	TRD.	Tread
A.D.	Area Drain	E.	East	HR.	Hour	PLAS.	Plaster	T.B.	Towel Bar
ADJ.	Adjustable	EA.	Each	HGT.	Height	PLYWD.	Plywood	T.C.	Top of Curb
AGGR.	Aggregate	E.B.	Expansion Bolt			PR.	Fair	T.	Telephone
AL.	Aluminum	E.J.	Expansion Joint	I.D.	Inside Diameter (Dim.)	PT.	Point	TEL.	Telephone
ALT.	Alternate	EL.	Elevation	INC.	Incandescent	P.T.D.	Paper Towel Dispenser	TER.	Terrazzo
AP.	Access panel	ELEC.	Electrical	INFO.	Information	P.T.D/R	Combination Paper Towel Dispenser & Receptacle	T.&G.	Tongue and Groove
APPROX.	Approximate	ELEV.	Elevator	INSUL.	Insulation	PTN.	Partition	THK.	Thick
ARCH.	Architectural	EMER.	Emergency	INT.	Interior	P.T.R.	Paper Towel Reptacle	THRES.	Threshold
ABS.	Asbestos	ENCL.	Enclosure	INTER.	Intermediate			T.P.	Top of Pavement
ASPH.	Asphalt	ENGR.	Engineer	JAN.	Janitor	Q.T.	Quarry Tile	T.P.B.	Telephone Panelboard
A.F.F.	Above finish floor	E.P.	Electrical Panelboard	JT.	Joint	QTY.	Quantity	T.P.D.	Toilet Paper Dispenser
		EQ.	Equal	Kit.	Kitchen	R.	Riser	T.V.	Television
		EQPT.	Equipment			RAD.	Radius	T.W.	Top of Wall
B.B.	Bulletin board	E.W.C.	Electrical Water Cooler			R.D.	Roof Drain	TYP.	Typical
B.D.	Board	EXST.	Existing	LAB.	Laboratory	REF.	Reference	UNF.	Unfinished
BITUM.	Bituminous	EXPO.	Exposed	LAM.	Laminate	REFR.	Refrigerator	U.O.N.	Unless Otherwise Noted
BKG.	Backing	EXP.	Expansion	LAV.	Lavatory	REGTR.	Register	UR.	Urinal
BLDG.	Building	EXT.	Exterior TV	LK.R.	Locker	REINF.	Reinforced	V.C.T.	Vinyl Composition Tile
BLK.	Block	F.A.	Fire Alarm	LT.	Light	REQ.	Required	VERT.	Vertical
BLKG.	Blocking	F.B.	Flat Bar	MAS.	Masonry	RESIL.	Resilient	VEST	Vestibule
BM.	Beam	FDN.	Floor Drain	MAT.	Material	RM.	Room	V.I.F.	Verify in field
BOT.	Bottom	F.E.	Fire Extinguisher	MAX.	Maximum	R.O.	Rough Opening	W.	With
		F.E.C.	Fire Extinguisher Cab.	M.B.	Machine Bolt	RUB.	Rubber	W/	With
CAB.	Cabinet	F.H.C.	Fire Hose Cabinet	M.C.	Medicine Cabinet	RWD.	Rainwater	WC.	Wall Covering
C.B.	Catch Basin	F.H.W.	SFlat Head Wood Screw	MECH.	Mechanical	R.W.L.	Rainwater Leader	WC.	Water Closet
CER.	Ceramic	FIN.	Finish	MEMB.	Membrane			WD.	Wood
C.I.	Cast iron	FIXT.	Fixture	MET.	Metal	S.	South	W.F.	Wide Flange
C.G.	Cormner Guard	FL.	Floor	MFR.	Manufacturer	S.A.D.	See Architectural Drawing	W.O.	Where Occurs
C.J.	Construction joint	FLASH.	Flashing	MH.	Manhole	S.C.	Solid Core	W/O	Without
CLG.	Ceiling	FLUOR.	Fluorescent	MIN.	Minimum	S.C.D.	Seat Cover Dispenser	WP.	Waterproof
CLKG.	Claking	F.O.C.	Face of Concrete	MISC.	Miscellaneous	SCHED.	Schedule	WSCT.	Wainscot
CLQ.	Closet	F.O.F.	Face of Finish	M.O.	Masonry Opening	SECT.	Section	WT.	Weight
CLR.	Clear	F.O.S.	Face of Studs	MTD.	Mounted	S.E.D.	See Electrical Drawing	W.R.	West Water Resistant
C.O.	Cased Opening	FPRF.	Fireproof	MUL.	Mullion	SH.	Shelf		
COL.	Column	F.S.	Full Size	N.	North	SHR.	Shower		
CONC.	Concrete	FT.	Foot or Feet	N.I.C.	Not In Contrast	SHT.	Sheet		
CONN.	Connection	FTG.	Footing	NO. or #	Number	SIM.	Similar		
CONSTR.	Construction	FURR.	Furring	NOM.	Nominal	S.M.D.	See Mechanical Drawing		
CONT.	Continuous	FUT.	Future	N.T.S.	Not To Scale	S.M.S.	Sheet Metal Screw		
CORR.	Corridor	GA.	Guage	O.A.	Overall	S.N.D.	Sanitary Napkin Dispenser		
CPT.	Carpet	GALV.	Galvanized	OBS.	Obscure	S.N.R.	Sanitary Napkin Receptacle		
CTS.	Countersunk					SPEC.	Specification		
CNTR.	Counter					S.P.D.	See Plumbing Drawing		
CTR	Center								

Client Name: OCEAN MOON CORPORATION SHANSHANBY
Date: 06/11/2025
Project Number: _____
Scale: AS NOTED
Description: _____

COVER SHEET

A000

SINGLE-FAMILY MODEL HOUSES

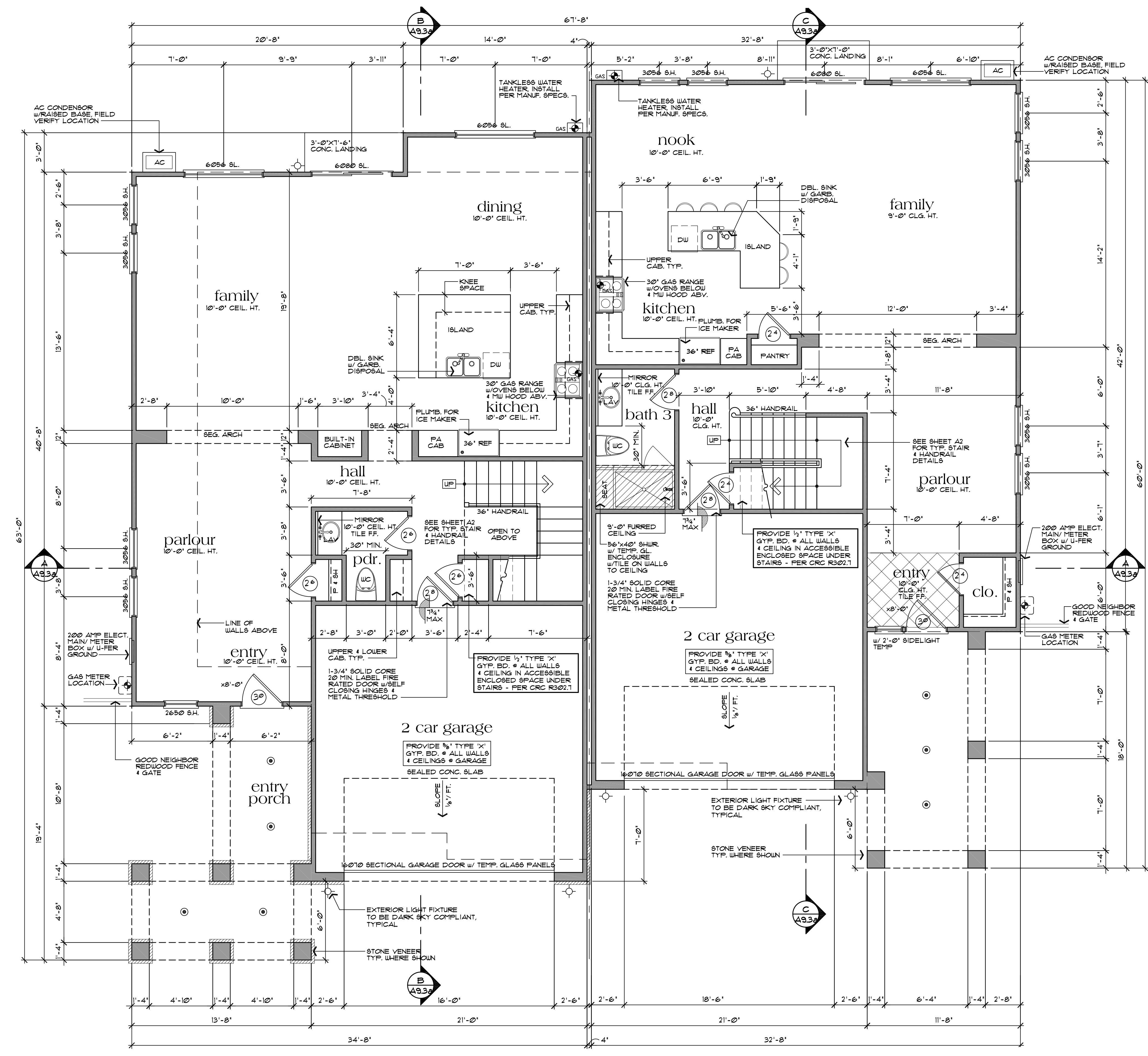
TBD

A.K.I DESIGN GROUP, INC.

526 W FREMONT AVE, #2351, SUNNYVALE, CA 94087
PHONE 408.656.2026
EMAIL SUPPORT@AKIDESIGNGROUP.COM
WWW.AKIDESIGNGROUP.COM

Revision	Date	Description

Seal / Signature
CINDY O. NAHOURAI
Cindy Nahourai
CINDY O. NAHOURAI
SIGNED ON BEHALF OF A.K.I DESIGN GROUP, INC.

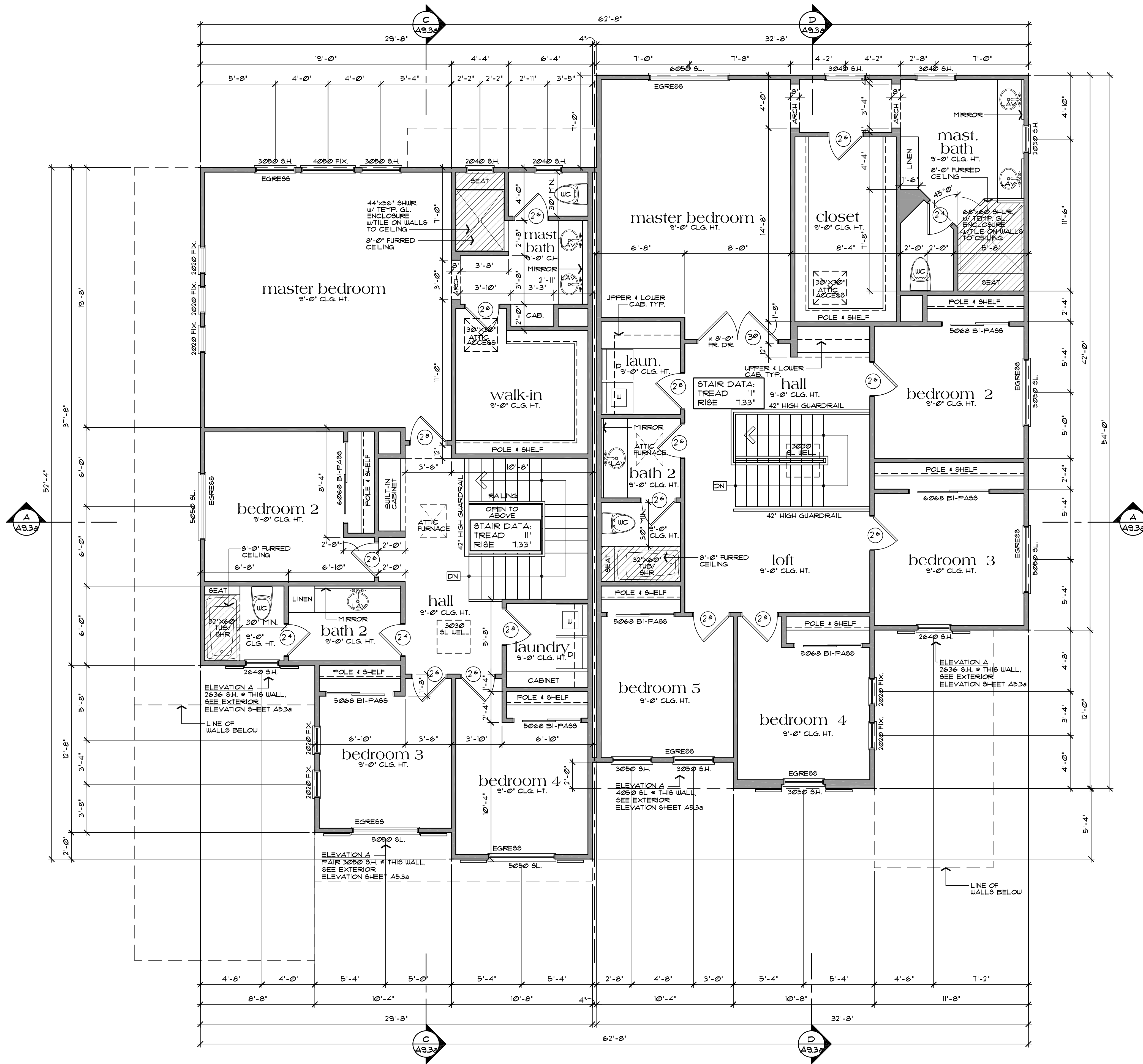


Main Level Floor Plans

scale: 1/4" = 1'-0"

Client Name	OCEAN MOON CORPORATION SHANSHANEY
Client	OCEAN MOON CORPORATION SHANSHANEY
Date	09/11/2025
Project Number	
Scale	AS NOTED
Description	

PROPOSED FIRST FLOOR PLAN



Upper Level Floor Plans

scale: 1/4" = 1'-0"

FOR CITY OFFICIAL ONLY

SINGLE-FAMILY MODEL HOUSES

TBD

A.K.I DESIGN GROUP, INC.

526 W FREMONT AVE. #2351,
SUNNYVALE, CA 94087
PHONE: 408.656.2026
EMAIL: SUPPORT@AKIDESIGNGROUP.COM
WWW.AKIDESIGNGROUP.COM

Revision	Date	Description

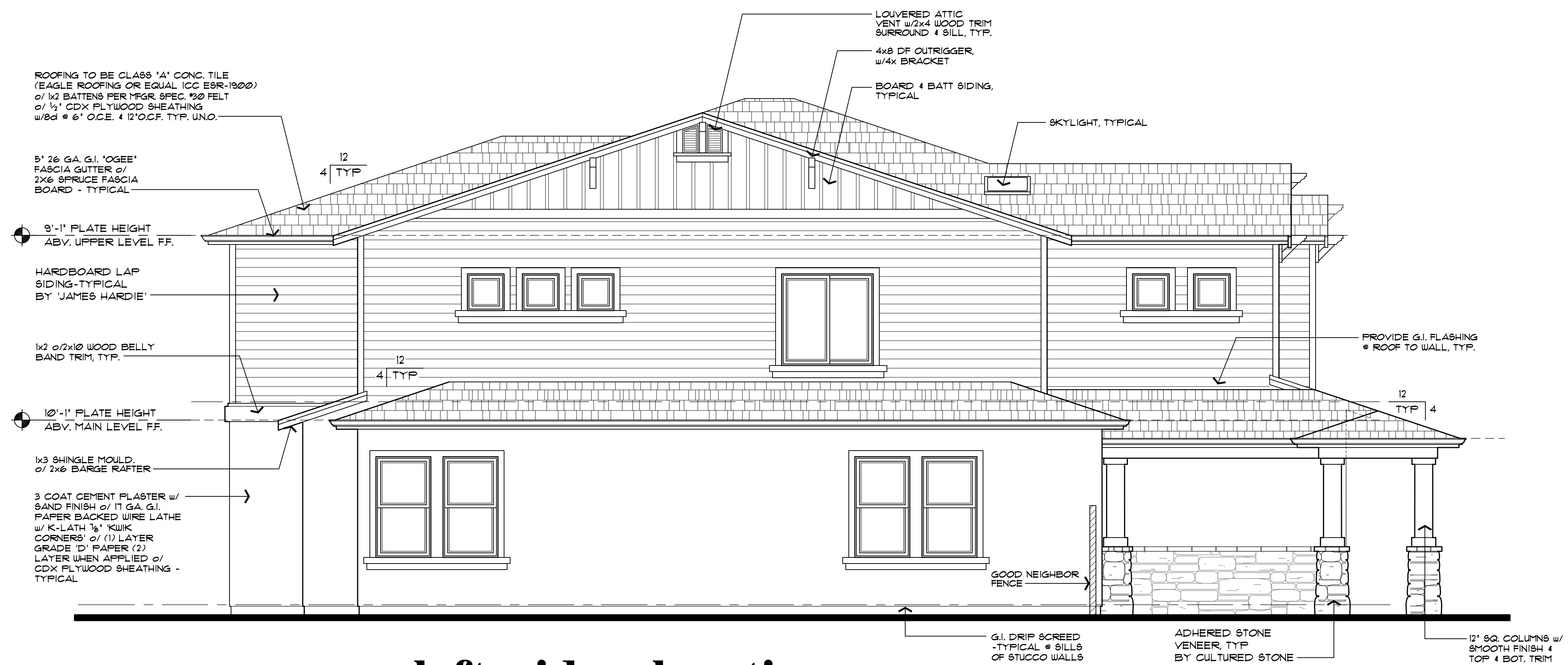
Seal / Signature
CINDY G. NAHOURAI

Cindy Nahourai

CINDY G. NAHOURAI
SIGNED ON BEHALF OF A.K.I DESIGN GROUP, INC.

Client Name	OCEAN MOON CORPORATION SHANSHANEY
Client	OCEAN MOON CORPORATION SHANSHANEY
Date	08/11/2025
Project Number	
Scale	AS NOTED
Description	

PROPOSED SECOND FLOOR PLAN



left side elevation

FOR CITY OFFICIAL ONLY

SINGLE-FAMILY MODEL HOUSES

TBD

A.K.I DESIGN GROUP, INC.

526 W. FREMONT AVE. #2351, SUNNYVALE, CA 94087
 PHONE: 408.656.2026
 EMAIL: SUPPORT@AKIDESIGNGROUP.COM
 WWW.AKIDESIGNGROUP.COM

Revision	Date	Description

Seal / Signature

CINDY G. NAHOURAI

Cindy Nahourai

CINDY G. NAHOURAI
 SIGNED ON BEHALF OF A.K.I DESIGN GROUP, INC.

Client Name	OCEAN MOON CORPORATION SHANSHANBY
Date	09.11.2025
Project Number	
Scale	AS NOTED
Description	

BUILDING EXTERIOR ELEVATIONS

SINGLE-FAMILY MODEL HOUSES

TBD

A.K.I DESIGN GROUP, INC.

526 W. FREMONT AVE. #2351, SUNNYVALE, CA 94087
PHONE: 408.658.2026
EMAIL: SUPPORT@AKIDESIGNGROUP.COM
WWW.AKIDESIGNGROUP.COM

Revision	Date	Description

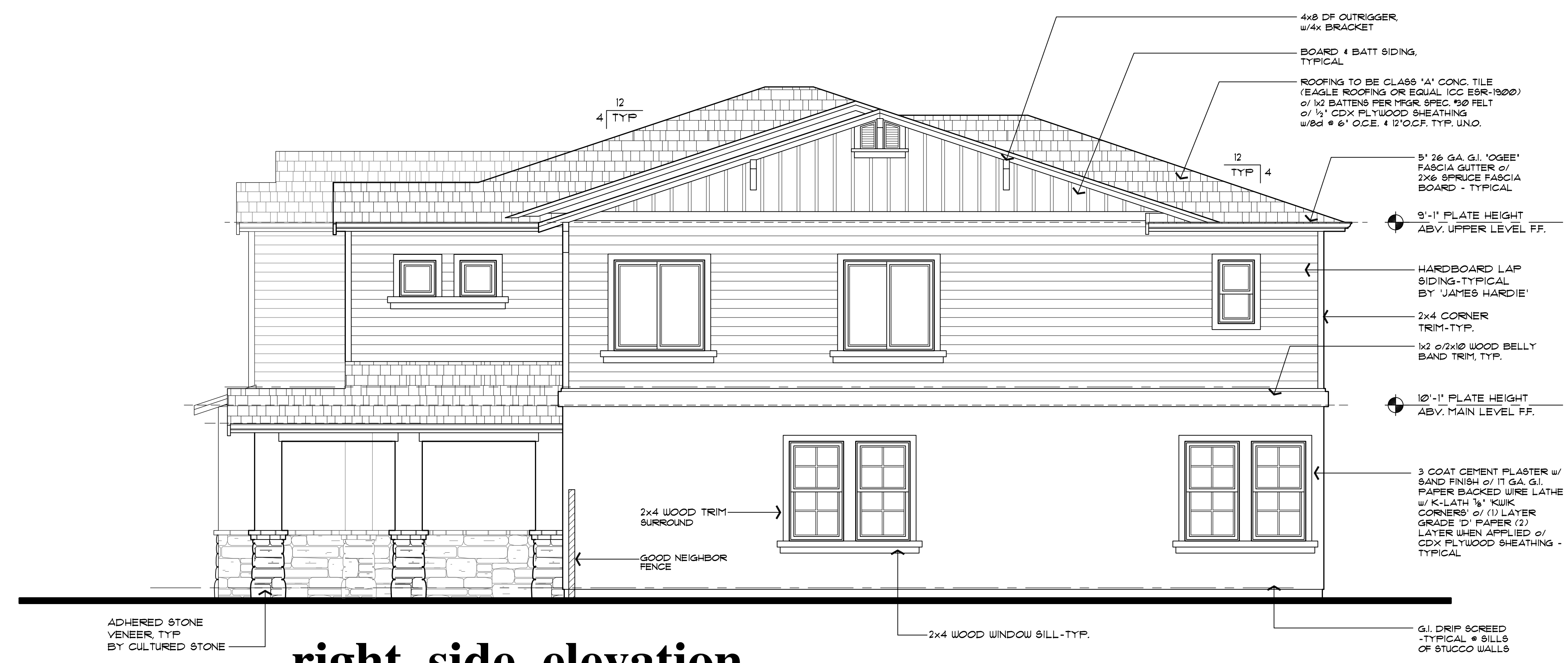
Seal / Signature
CINDY G. NAHOURAI

Cindy Nahourai

CINDY G. NAHOURAI
SIGNED ON BEHALF OF A.K.I DESIGN GROUP, INC.



rear elevation



right side elevation

Client Name	OCEAN MOON CORPORATION SHANSHANBY
Date	09.11.2025
Project Number	
Scale	AS NOTED
Description	

BUILDING EXTERIOR ELEVATIONS