




Wunderlich Park Junior Ranger



Name:



Introduction



Welcome, future Junior Rangers, to San Mateo County's Wunderlich Park! We are so excited for you to explore the amazing nature and history that our park provides. Our friend Huxley the Horse will join you to introduce some fun facts and activities!

Instructions

To become a Junior Ranger you must:

1

Fill out this booklet as you explore the park! You'll need a pencil or pen, and some coloring materials if you'd like! You don't need to finish the booklet all in one visit.

2

Once you have finished your booklet, sign your name on the page 15 and recite the Junior Ranger Pledge.

3

Return to the Carriage Museum and show your completed booklet to a volunteer to receive your prize OR email completed photos of your booklet to sanmateocountyparks@gmail.com.



Hi there! I'm Huxley the Mini Horse! I live here in Wunderlich Park! Look for my picture for facts and tips about my home.



Park Safety & Rules




It is important to treat your parks with kindness and respect. As a Junior Ranger, it is your job to understand the rules and make sure your group does the same! Follow the **Leave No Trace** principles below.

Activity: Complete the list of rules below by unscrambling the bolded words.

1. Stay on the _____ . **TLAIR**
2. If you see a _____ on the trail, stand to the side quietly while it passes you. **SOHER**
3. Observe _____ from a distance. **DIWLLIEF**
4. Flowers and plants are for everyone to enjoy - please do not _____ them. **KPIC**
5. Leave no trace - put all _____ i n the bins. **ABEGRAG**
6. Stay with your _____ when you are hiking. **PUROG**
7. Avoid _____ by walking in the middle of the trail and staying away from bushy areas with tall grass and leaf litter. Check your body and clothing after your hike. **ITKSC**
8. _____ oak is an important food source for many animals, but it can make humans itch, so avoid touching it. **IOPOSN**



Poison oak has three leaves that often look shiny. It might be bright or dark green, or even red.





Get to Know Wunderlich



Choose two of the activities below to get to know Wunderlich Park.

Interview someone who works or volunteers at Wunderlich.



What is your name and what is your job?

What is your favorite part of the job?

What is your favorite plant or animal at this park?

Explore the Carriage Museum and list 2 observations.

Carriage Museum Hours
Sat & Sun 12-3 pm


1.

2.

Go for a walk on one of the many trails. Make sure you take an adult with you!

Which trail did you take?

List any animals and plants you observed.



Habitats

A **habitat** is a place where plants and animals live. There are many different types of habitats at Wunderlich. While they look different, they all have **four** things every living being needs.


Activity: Circle the four things every living creature needs to survive in their habitat.

<p>Food</p> 	<p>Clothing</p> 	<p>Storms</p> 
<p>Space/Air</p> 	<p>Toys</p> 	<p>Water</p> 
<p>Friends</p> 	<p>Shelter</p> 	<p>Soil</p> 

Here are some common habitats at Wunderlich. Which ones did you see?



Mixed Evergreen Forest: A shady habitat with many different types of trees.



Riparian: A habitat next to freshwater like a creek or stream.













Redwood Forest: A shady, damp habitat with tall redwood trees.



Favorite Foods





Every animal has a different diet. Some are **herbivores** that eat only plants. Others are **carnivores** that eat only meat. There are also **omnivores**, which eat plants and animals. Finally, some animals are **decomposers** that eat dead plants or animals.

Activity: Trace the line to match the animal with its food source. Then write if it's a carnivore, herbivore, omnivore, or decomposer.

<p>Dark-eyed Junco</p>  <p>I am an _____</p>		
<p>Red-tailed hawk</p>  <p>I am a _____</p>		
<p>Deer</p>  <p>I am a _____</p>		
<p>Banana Slug</p>  <p>I am a _____</p>		
<p>Mountain Lion</p>  <p>I am a _____</p>		

Bingo

Go for a walk in Wunderlich and see if you can find some of the species below.
To get a bingo, mark off 4 horizontal, vertical, or diagonal squares in a row.





History of Wunderlich



Activity: Use the words in the word bank below to finish the timeline.

stone stewards acres Denmark millionaire pioneer logging

Pre-1800s

Ohlone are the original inhabitants and _____ of this land.

1840s

The Mexican governor granted 12,500 acres to John Coppinger, an Irish _____. He built a dam and an adobe building.

1850s

_____ occurred, and redwood lumber was shipped to San Francisco.

1872

Farmer Simon L. Jones owned the land. He employed Chinese laborers to work the land. They built the Dairy House and _____ walls you can see today!

1902

James Folger II bought the land. He was a _____ who built Folger Stable and Folger Estate.

1956

Folger sold the property, except the estate, to Martin Wunderlich. He was from _____.

1974

Martin Wunderlich gave San Mateo County Parks 974 _____ that became Wunderlich County Park!

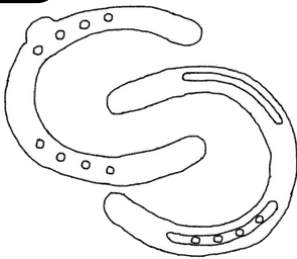
Match the Tools

Life in the 18th and 19th century required some interesting tools to get work done!

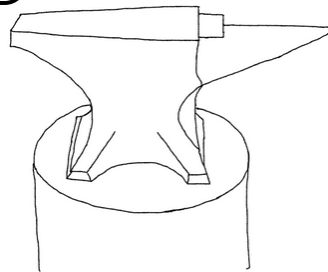
Activity: Draw a line to match the tool with its use.

If you visit the Carriage Museum, put a check next to every tool you can find.

Horseshoes



Anvil



This heated up the stables during cold weather.

Used to carry produce from place to place on the estate.

A blacksmith farrier uses these to protect a horse's feet.

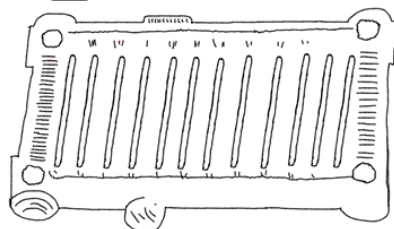
Worn to protect one's legs while riding a horse.

Used when a blacksmith is shaping hot metal with a hammer.

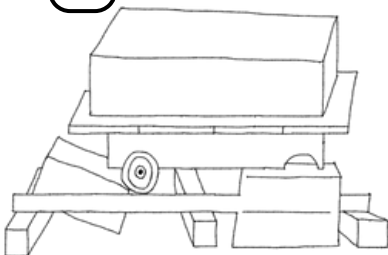
Chaps



Radiator



Raisin Cart




Carriages

There were many different types of carriages used by the landowners of Wunderlich. Be sure to visit the carriage museum while you're here to see more types!


Governess Cart

Used by a single family for short rides. By the way, a governess is a teacher for a single family!




Doctor's Buggy

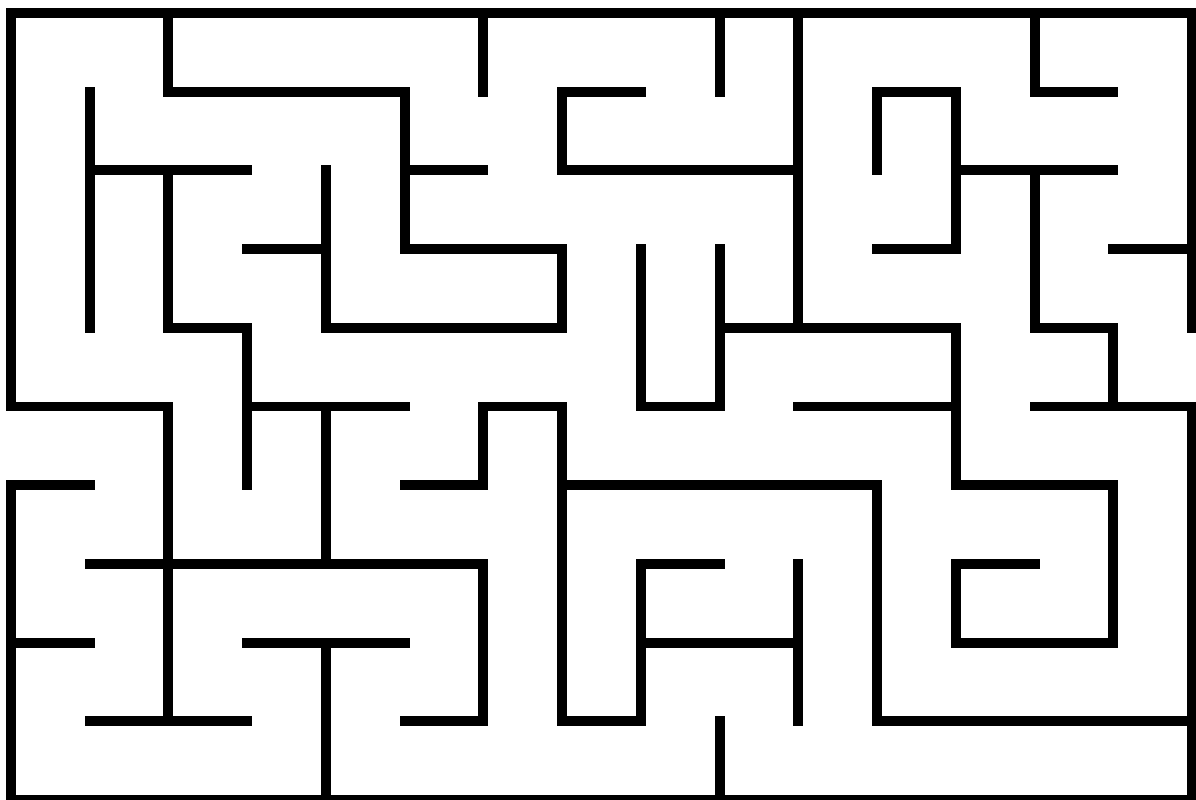
Doctors traveled from home to home to treat patients.



Activity: Help the horse-drawn carriage make its way through Wunderlich Park into the surrounding town of Woodside!



Start



Finish

Horses

Wunderlich is popular for **equestrians** (people who ride horses). Many people board horses at the stable, train them in the arena, and ride horses on the trails.

Activity: Find the bolded words in the word search below. They might be horizontal, vertical, diagonal, or backwards.



Foal: A newborn horse



Gallop: The fastest walk a horse does



Saddle: A seat fastened on a horse for a rider



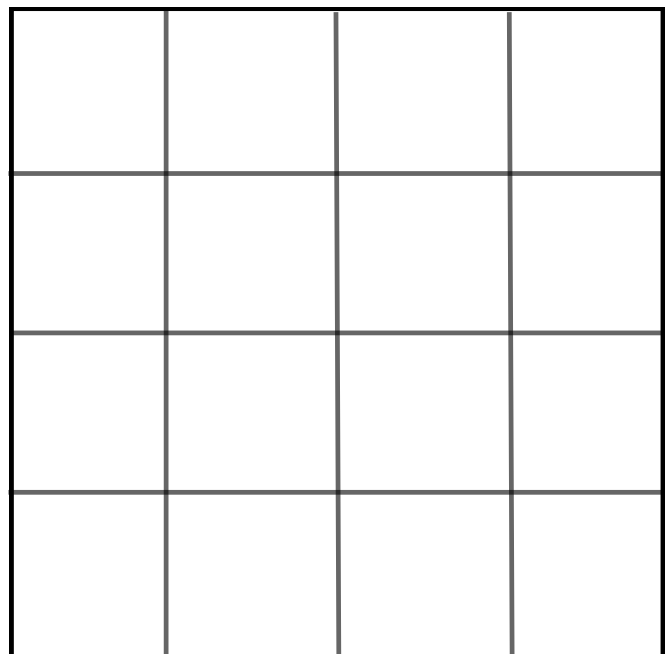

Mane: The hair on the neck of a horse



Stirrup: Where a rider places their foot in a saddle

N	O	J	Z	F	M	X	A	N	K
Z	M	M	N	W	A	H	J	M	D
U	B	S	F	L	N	L	A	Q	X
E	S	S	N	U	E	I	T	R	G
Z	G	L	T	V	S	D	F	A	D
X	T	A	N	I	M	D	L	Z	K
U	N	O	F	F	R	L	Y	S	U
O	A	F	V	Q	O	R	H	R	C
G	L	V	K	P	V	O	U	D	I
P	E	L	D	D	A	S	V	P	K

Let's be artists! Try drawing a horse by copying the picture below. The grid can help guide you.



James Folger




Source: "Men of California, 1900-1902" (1901)
edited by Wellington Wolfe

James Folger II owned this property from 1902-1956. His father, also named James Folger, built the Folger coffee company, which still exists today! Folger was a very wealthy man due to his company. He built 10 buildings at Wunderlich, and had the first building in the area with electricity.



Activity: Imagine you have your own coffee company. Design a coffee mug with your brand's image.



Do you like the taste of coffee? If not, what would your ideal coffee taste like? Mine would taste like apple juice! Mmmm, now I'm thirsty!



My coffee tastes like: _____



Sound Map



Our senses help us understand our world around us. Focusing on our senses can also help us calm down and feel more present.

Activity: Find a comfortable spot in the park you enjoy. Place an X in the center of the box to represent you in the park. Spend some time listening to what's around you, then draw what you hear. For example, you could draw wind as $\approx \approx$ or birds chirping as ♪♪♪ . You can also draw some landmarks to finish your map.





Letter Writing



Activity: Imagine you live on the Folger Estate in the 1900s. Write a letter to a friend by filling in the blanks below. If you are with someone, you can write each other's letters by asking them for a word for each blank. You'll end up with a very silly story!



1921

Dear _____,
(name)

(today's date)

How are you? I am feeling _____. I took my _____
(adjective) (adjective)
carriage on a ride through the estate today. My _____ horse,
(adjective)
_____ pulled it. On the trip, I saw a _____ banana
(name) (color)
slug and _____ deer! For lunch, I ate _____ and a side
(number) (food)
of _____. When I got home, I had to do
(adjective) (food)
my chores of _____ the _____. Then I spent the
(chore ending in -ing) (noun)
rest of the evening _____ with my _____. Enough
(activity ending in -ing) (noun)
about me! How is your pet _____ doing? I hope you visit
(animal)
me and bring lots of _____ for us to enjoy.
(adjective) (plural noun)

Sincerely,

(your name)



Pledge



Congratulations!

You have completed the activities needed to be a Wunderlich Park Junior Ranger! Being a Junior Ranger is fun, but there are responsibilities. You now must take the Junior Ranger Pledge. Sign your name on the line, then recite this pledge to become a Junior Ranger!

"I, _____ promise to help take care of the parks! I will abide by the Leave No Trace principles and respect the plants and wildlife. I will continue to explore and learn more about nature and history and share my discoveries with others. I will encourage my family and friends to help protect the parks and all of our natural resources."

JR. RANGER





Explore other County Parks and earn more badges at:

Complete all 5
Junior Ranger
booklets to earn a
special gold
badge!

You are likely to see lots of wildlife
at this spectacular County park!



Visitor Center Hours: Saturdays
and Sundays 10am-4pm

Learn about our oldest County park
as you explore the redwoods!



Visitor Center Hours: Friday to
Sunday 10am-4pm,
Memorial Day to Labor Day

Explore the tidepools at
Fitzgerald Marine Reserve!



Visitor Center Hours: Hours
vary on weekends

This park is known for its
beautiful wildflowers!



Education Center Hours: Saturdays
and Sundays 9:30am-4pm,
Wednesdays 9:30am-12:30pm

Visiting a park when the Visitor Center is closed?
Download and print a booklet from our website: www.smcgov.org/parks
Click on the 'Things to Do' tab.