



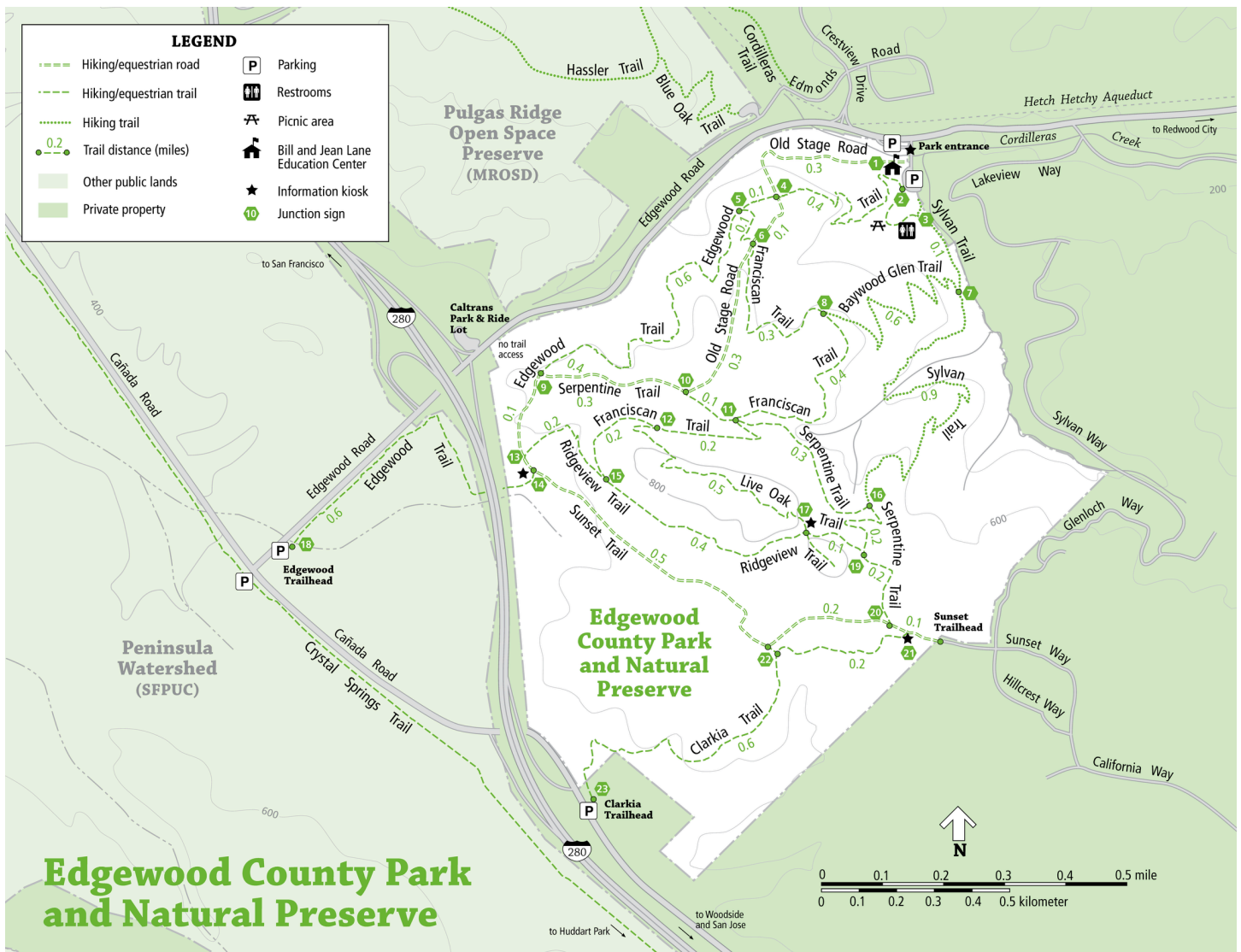
# EDGEWOOD PARK & NATURAL PRESERVE Junior Ranger



Oil painting by Trevlyn Williams, Friend of Edgewood

**Name:**





Welcome, future Junior Rangers, to San Mateo County's Edgewood Park & Natural Preserve! We are so excited for you to explore the amazing flora and fauna that our park provides.

## Instructions

To become a Junior Ranger you must:

1

Fill out this booklet as you explore the park! You'll need a pencil or pen, and some coloring materials if you'd like! You don't need to fill out the booklet all in one visit.

2

Once you have finished your booklet, sign your name on page 12 and recite the Junior Ranger Pledge.

3

Return to the Education Center and show your completed booklet to a volunteer to receive your prize! OR email photos of your finished packet to us at [sanmateocountypark@gmail.com](mailto:sanmateocountypark@gmail.com).



Hi there! I'm Dakota the deer! I live here in Edgewood Park! Look for my picture for facts and tips about my home.



# Park Safety & Rules



Like with all things, it is important to treat your parks with kindness and respect. As a Junior Ranger, it is your job to understand the rules and make sure your group does the same! Using the word bank, fill in the blanks to complete the rules and safety tips below.

1. Stay on the \_\_\_\_\_.
2. Observe \_\_\_\_\_ from a distance - do not feed or approach \_\_\_\_\_.
3. \_\_\_\_\_ and \_\_\_\_\_ are for everyone to enjoy - please do not pick them.
4. Leave no trace - put all \_\_\_\_\_ in the bins.
5. Stay with your \_\_\_\_\_ when you are \_\_\_\_\_.
6. Avoid \_\_\_\_\_ by walking in the middle of the trail and stay away from bushy areas with tall grass and leaf litter. Check your body and clothing after your hike.
7. \_\_\_\_\_ is an important food source for many animals, but it can make humans itch, so avoid touching it.



Leaves of three,  
let it be!

## Word Bank

animals	plants
flowers	poison oak
garbage	ticks
group	trail
hiking	wildlife



# Get to Know Edgewood Park



Choose two of the activities below to get to know Edgewood Park.

Interview a host in the Education Center and ask them questions about their job.



What is your name?

What is your favorite animal at this park?

What is your favorite hike at this park?

Explore the Education Center and list 2 observations.




1.

2.

Go for a walk on one of the many trails. Make sure you take an adult with you!

Which trail did you take?

List a couple of plants and animals you observed.



# Habitat Matching

A **habitat** is a place where an organism makes its home and meets all of the conditions necessary for survival. For animals, this includes shelter, food, water, and space. Edgewood Park has 3 main types of habitats: chaparral, grassland, and oak woodland. Draw lines to connect these animals with their habitat.




GRASSLAND HABITAT: open area with lots of wildflowers and grass seeds that provide food



OAK WOODLAND HABITAT: trees create shade and keep it cool



CHAPARRAL HABITAT: thick shrubs provide shelter from predators



Some of these animals can be found in more than one habitat!




# Animal Diner

It is meal time at Edgewood Park!  
Help the animals find a healthy meal by writing the number of the meal on the plate.

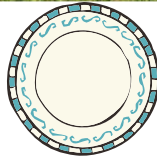
## MENU

- #1: **Stew** - fresh mix of mice and rabbits with secret snake seasoning
- #2: **House Salad** - mixed greens served with twigs, buds, nuts, and fruit
- #3: **Omelet** - Bird eggs, mice, and lizards with a side of berries and nuts
- #4: **Trail Mix** - mostly seeds, mixed with toyon berries, insects, and leaves
- #5: **Roast** - a single rodent, slow-roasted for about 5 days
- #6: **Salsa** - assorted insects, with different crunchy textures and levels of spice

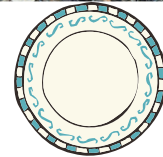
California Quail



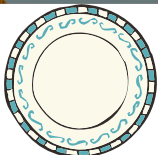
Mule Deer




Gopher Snake




Red-tailed Hawk



Coyote




Western Fence Lizard



# Bingo

Go for a walk in Edgewood Park and see if you can find some of the species below.  
To get a bingo, mark off 4 horizontal, vertical, or diagonal squares in a row.




Turkey Vulture



CA Sagebrush



Gopher



Gall



Lichen



Western Fence Lizard




Toyon




American Robin



CA Quail




Poison Oak



Serpentine Rock



Sticky Monkey Flower




Live Oak



Hummingbird



Silver Bush Lupine



Deer

# Wildflowers

Edgewood Park is known for its fields of spring wildflowers.  
Using the clues below, write the name of the wildflower under each picture.



**Buttercup:** this sunny flower with waxy petals turns towards the sun

**Checker Lily:** named for the pattern on its flowers, it forms an upside-down cup

**Henderson's Shooting Star:** make a wish upon this flower, with petals swept backward like the tail of a shooting star


**Purple Mouse-ears:** this penny-sized flower is named for the two petals that look like mouse ears

**Tidy Tip:** looks like the tips were dipped in white paint

**Warrior's Plume:** has fern-like leaves

# Serpentine Grasslands

One feature that makes Edgewood Park special is the **serpentine** grasslands. The rock that breaks down to create serpentine soil comes from deep within the earth and gets pushed to the surface in some places that experience a lot of earthquakes. Serpentine soil is low in nutrients, high in metals, and does not retain water well, making it hard for plants to grow. The plants that grow here have adapted to live in these harsh conditions.



### Instructions:


Guide the rock toward the grasslands. Collect plants and animals on your journey to create a complete serpentine grassland habitat. Put an 'X' through anything that does not belong in this habitat.

You can protect our serpentine grasslands by picking up after yourself & staying on the trail!



# Mindfulness

Find a place in the park you enjoy and take a seat. What can you **see**, **hear**, and **smell**? Write down your observations in the flower petals (an example is given). In the middle, write how your visit to Edgewood Park made you feel.



Parks can help us feel calm, happy, and healthy! One way to experience this is through **mindfulness**. This means paying attention to our surroundings & how we are feeling.



# Reflection

Write a poem to reflect on your favorite part of Edgewood Park.


Draw a picture below it!

Your poem may be featured at Edgewood's Education Center!

Here's an example:



A silent deer looked at me  
Across the field of grass.  
Though I watched as quiet as can be,  
It fled within a flash!



Large rounded rectangular box with five horizontal dashed lines for writing a poem.

Written and Illustrated by: Junior Ranger \_\_\_\_\_

(Write your name here)



# Pledge



## Congratulations!

You have completed the activities needed to be an Edgewood Park Junior Ranger! Being a Junior Ranger is fun, but there are responsibilities. You now must take the Junior Ranger Pledge. Sign your name on the line, then recite this pledge to become a Junior Ranger!

"I, \_\_\_\_\_ promise to help take care of the parks! I will abide by the Leave No Trace principles and respect the plants and wildlife. I will continue to explore and learn more about nature and history and share my discoveries with others. I will encourage my family and friends to help protect the parks and all of our natural resources."



Way to go Junior Ranger! Come visit again soon!

# JR. RANGER





# Explore other County Parks and earn more badges at:

Complete all 5  
Junior Ranger  
booklets to earn a  
special gold  
badge!

You are likely to see lots of wildlife  
at this spectacular County park!



**Visitor Center Hours:** Saturdays  
and Sundays 10am-4pm

Learn about our oldest County park  
as you explore the redwoods!



**Visitor Center Hours:** Friday to  
Sunday 10am-4pm,  
Memorial Day to Labor Day

Explore the tidepools at  
Fitzgerald Marine Reserve!



**Visitor Center Hours:** Hours  
vary on weekends

If you like horses, you'll love  
Wunderlich County Park!



**Carriage Museum Hours:** Saturdays  
and Sundays 12-3pm

Visiting a park when the Visitor Center is closed?

Download and print a booklet from our website: [www.smcgov.org/parks](http://www.smcgov.org/parks)

Click on the 'Things to Do' tab.