



San Mateo County Bicycle and Pedestrian Advisory Committee




Joe LaClair, Planning Manager
San Mateo County

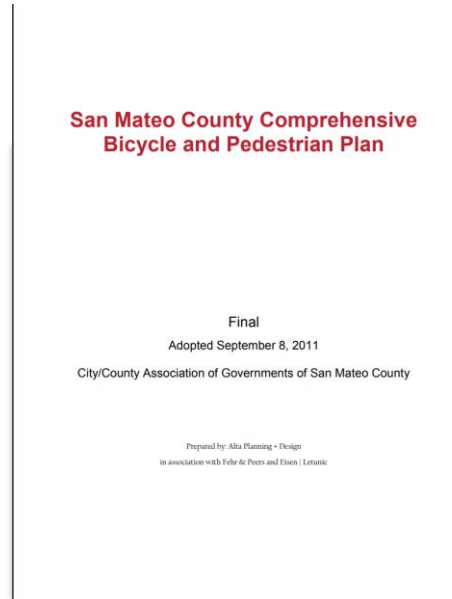
Planning and Funding Bicycle and Pedestrian Infrastructure



State



Regional



Local



FEDERAL/STATE PLANNING & PROGRAMMING PROCESS

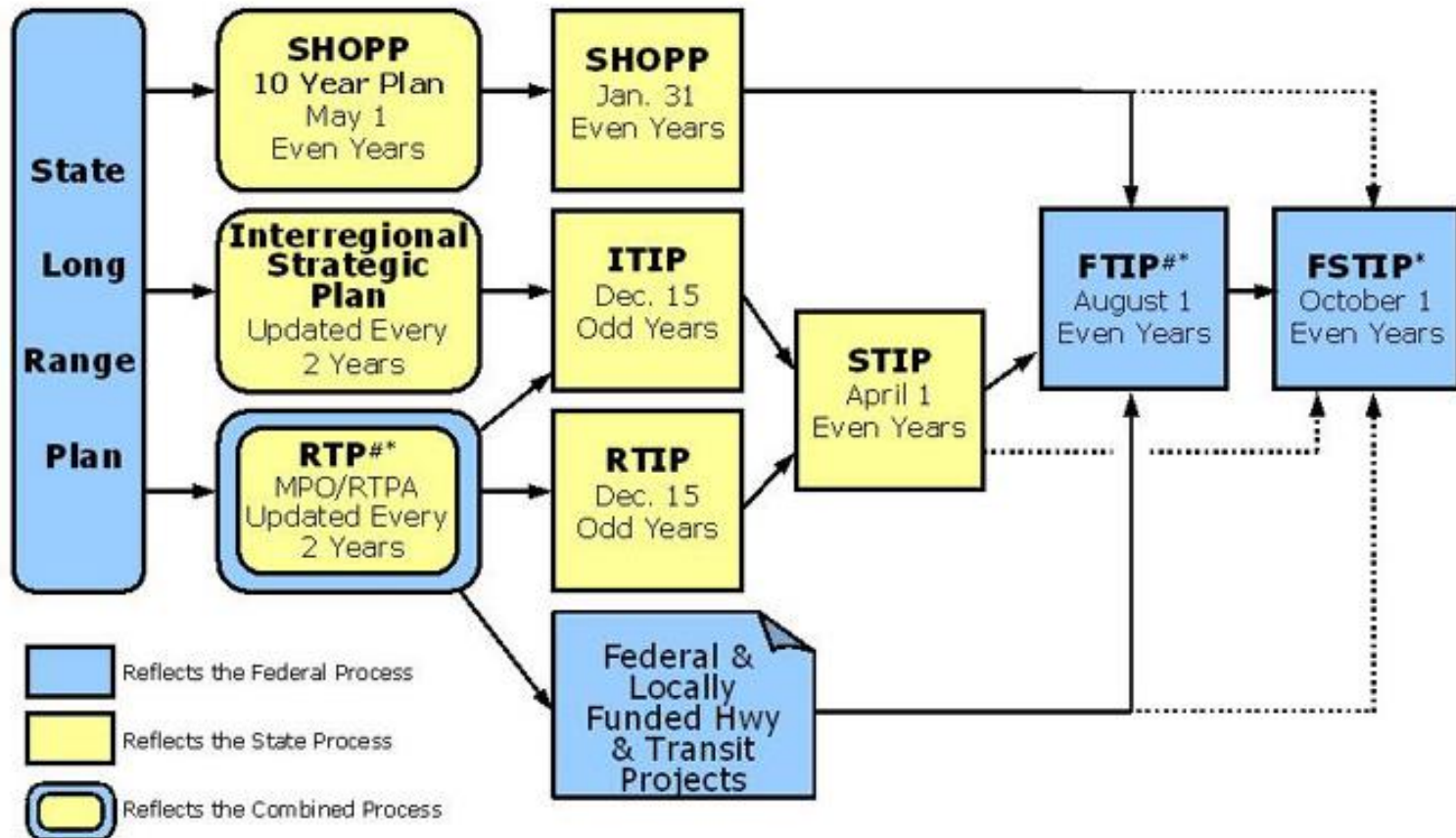


Figure - I

Transportation Programming



State Policy and Funding



State Bike Ped Plan



California State Transportation Improvement Plan - a multi-year capital improvement program of transportation projects on and off the State Highway System, funded with revenues from the Transportation Investment Fund and other funding sources

State Funding



Active
Transportation
Program (ATP)



Created by SB 99 (2013) to encourage increased use of active modes of transportation.

Consolidated various transportation programs; originally funded at about \$123 million a year (state and federal funds). Recently, SB1 added \$100 million per year.

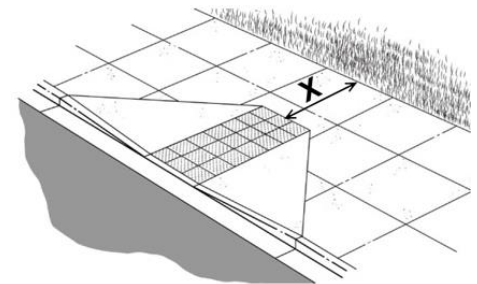
COUNTY FOCUS

San Mateo County

Plan Bay Area 2040

	NO PROJECT	MAIN STREETS	CONNECTED NEIGHBORHOODS	BIG CITIES
POPULATION	7% Share of Total Regional Growth	8% Share of Total Regional Growth	7% Share of Total Regional Growth	7% Share of Total Regional Growth
	25% Growth from 2010	29% Growth from 2010	25% Growth from 2010	23% Growth from 2010
EMPLOYMENT	5% Share of Total Regional Growth	5% Share of Total Regional Growth	5% Share of Total Regional Growth	5% Share of Total Regional Growth
	17% Growth from 2010	20% Growth from 2010	18% Growth from 2010	18% Growth from 2010
HOUSING	~48,000 Growth in Housing Units	~58,000 Growth in Housing Units	~49,000 Growth in Housing Units	~45,000 Growth in Housing Units
	6% Share of Total Regional Growth	8% Share of Total Regional Growth	7% Share of Total Regional Growth	6% Share of Total Regional Growth
BASELINE - 2010	23% Growth in PDAs	54% Growth in PDAs	69% Growth in PDAs	46% Growth in PDAs
COMMUTE MODE	59% Drive Alone	58% Drive Alone	57% Drive Alone	55% Drive Alone
	41% Carpool, Transit, Walk, and Bike	42% Carpool, Transit, Walk, and Bike	43% Carpool, Transit, Walk, and Bike	45% Carpool, Transit, Walk, and Bike
AVERAGE COMMUTE	48% Live/Work in San Mateo County	47% Live/Work in San Mateo County	47% Live/Work in San Mateo County	47% Live/Work in San Mateo County
	27 min. Avg. Commute Time (one-way)	28 min. Avg. Commute Time (one-way)	28 min. Avg. Commute Time (one-way)	29 min. Avg. Commute Time (one-way)
PAVEMENT CONDITION	70 Overall Score for All Jurisdictions (Index on a scale of 0 - 100)	53 Overall Score for All Jurisdictions (Index on a scale of 0 - 100)	76 Overall Score for All Jurisdictions (Index on a scale of 0 - 100)	73 Overall Score for All Jurisdictions (Index on a scale of 0 - 100)
	63 Overall Score for All Jurisdictions (Index on a scale of 0 - 100)			

Plan Bay Area 2040 Final Plan



One Bay Area Grant Funding


Plan Bay Area MTC/ABAG (2013)



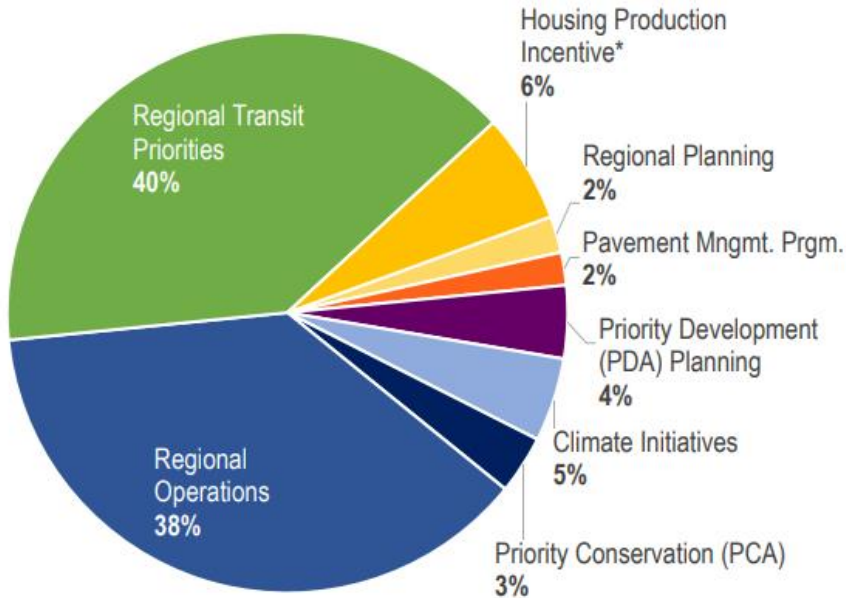
Bay Area Federal Funding FHWA – STP/CMAQ



One Bay Area Grant OBAG 2



Regional Programs



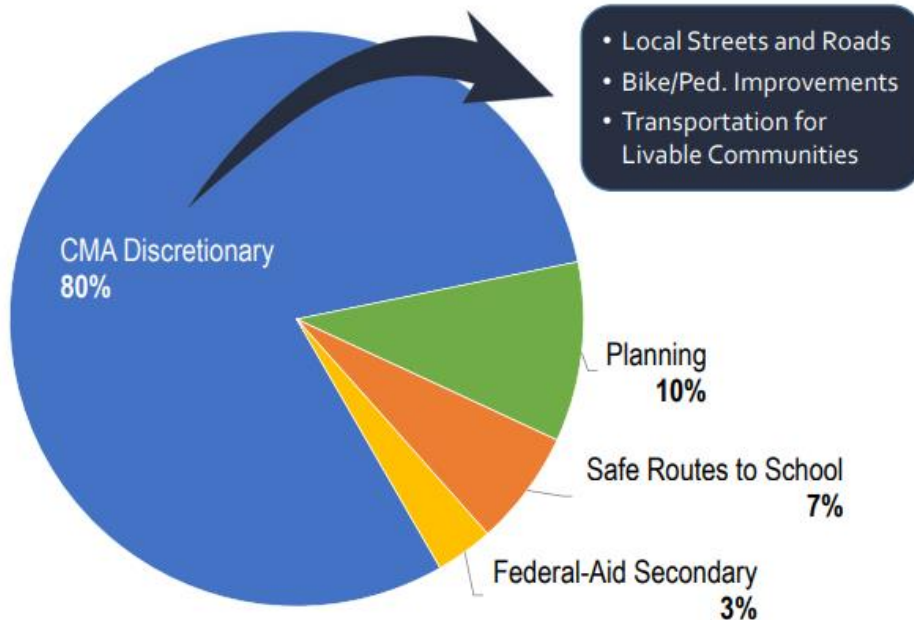
\$451M > **\$476M**
OBAG 1 > **OBAG 2**
 FY2013-2017 > FY2018-2022



Public Funding Sources Available for Pedestrian & Bicycle Projects/Programs in San Mateo County

Grant Program	Administrator	Geographic Area	Eligible Ped./Bicycle Projects	Match	Funding	Funding Call Status	Notes/Links
Transportation Development Act (TDA), Article 3 (2-3 year cycles)	C/CAG delegated by MTC for San Mateo County	San Mateo County	Comprehensive bicycle & pedestrian plans, design and construction of capital infrastructure projects, maintenance of multi-purpose paths & restriping of Class II bike lanes. ROW ineligible	None for capital infrastructure projects, 50% for planning projects	\$2.2M in FY 17-18	Current cycle projects to be awarded by C/CAG 11/17 and MTC in early 2018.	For FY 17-18 cycle, \$350K set-aside for planning projects with a project cap. of \$100K. Capital project set-aside is \$1.9M with a \$400K project cap. Funding calls posted at: cag.ca.gov/opportunities/call-for-projects/
One Bay Area Grant Program (OBAG) Pedestrian & Bicycle Improvement Program (BPIP) (approximate 5 year cycles)	C/CAG delegated by MTC for San Mateo County	San Mateo County	Capital infrastructure projects that build out the bike/ped network and reduce vehicle trips (e.g. new construction of bicycle parking/sharing, signal modification and outreach and education programs). Maintenance ineligible.	Minimum of 11.47%	Approx. \$12M was available for FY 17 funding call.	Next call pending, likely within four years.	70% of funds to be used in priority development areas (PDAs) or for projects that connect or provide proximate access to PDAs. Guidelines for next cycle pending. Funding calls posted at: cag.ca.gov/opportunities/call-for-projects/

County Program



\$327M > **\$386M**

OBAG 1

FY2013-2017

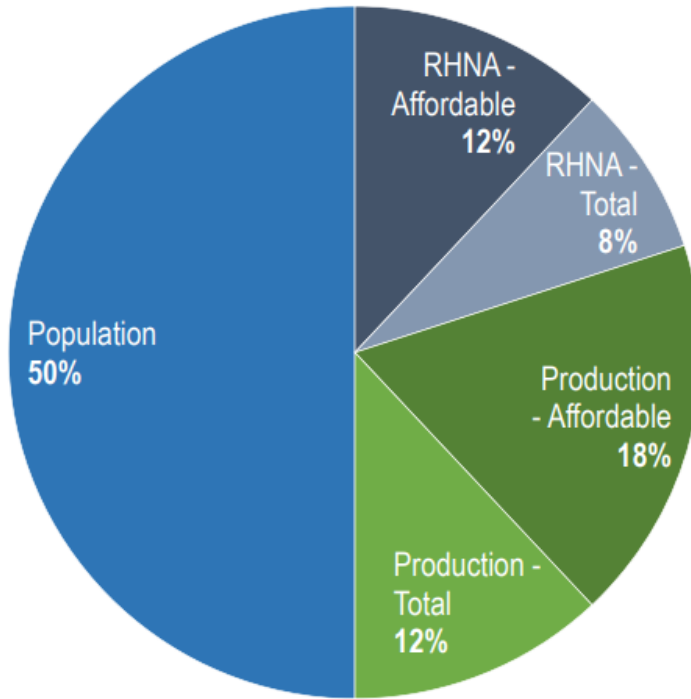
OBAG 2

FY2018-2022



County Program Distribution

Distribution Formula



Program Amounts

Alameda	\$77
Contra Costa	\$56
Marin	\$11
Napa	\$8
San Francisco	\$48
San Mateo	\$33
Santa Clara	\$104
Solano	\$21
Sonoma	\$28
Total	\$386

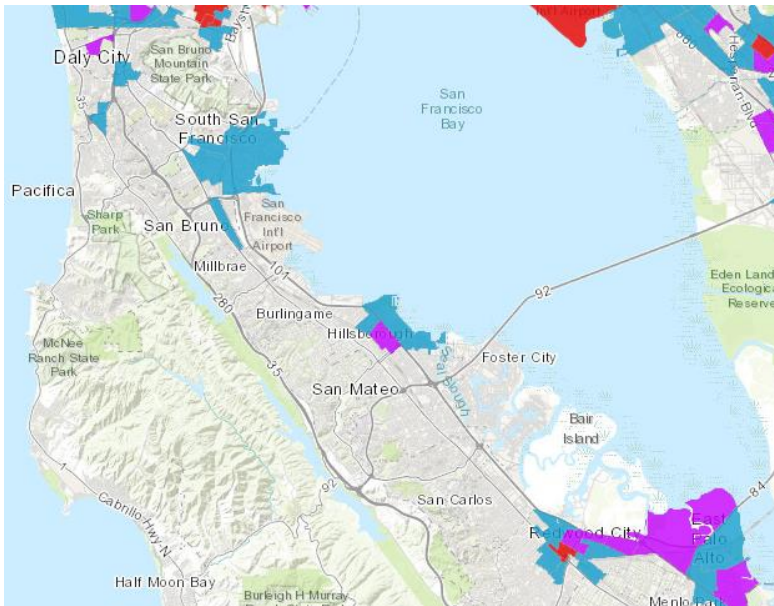
Millions \$, rounded



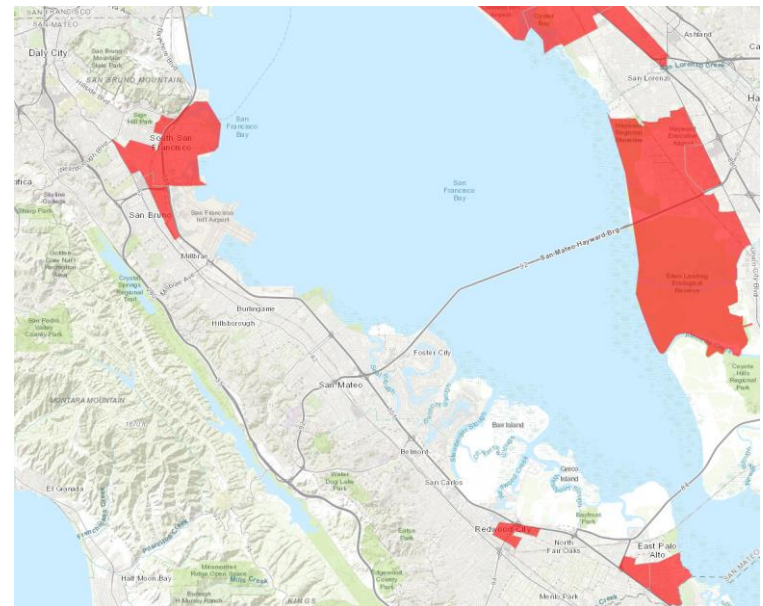
Public Funding Sources Available for Pedestrian & Bicycle Projects/Programs in San Mateo County

<i>Grant Program</i>	<i>Administrator</i>	<i>Geographic Area</i>	<i>Eligible Ped./Bicycle Projects</i>	<i>Match</i>	<i>Funding</i>	<i>Funding Call Status</i>	<i>Notes/Links</i>
Regional Active Transportation Program (ATP) (biennial cycles – see notes)	MTC delegated by the CTC for the San Francisco Bay Area	San Francisco Bay Area	Infrastructure (e.g. bikeways, walkways, traffic control devices and bike parking) and non-infrastructure (e.g. education, encouragement, enforcement) projects. Includes bicycle and pedestrian plans.	Minimum of 11.47%, waivers for projects benefiting communities of concern, stand-alone non-infrastructure projects and safe routes to school projects	FY 19 amount TBD	Cycle 4, Call for Projects for 2019 anticipates announcement approximately 03/2018	Guidelines similar to State ATP except that additional evaluation criteria have been added to the state program. Further program information at: www.mtc.ca.gov/funding/ATP/

Disadvantaged Communities



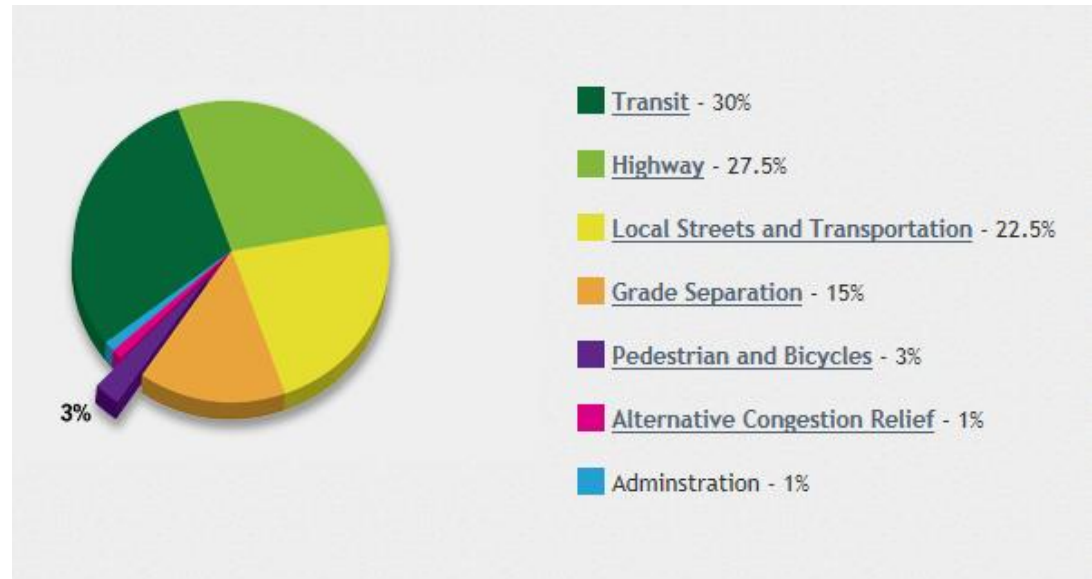
MTC Communities
of Concern
(approved by State)



Disadvantaged Communities
(US EPA)

Measure A

3% of revenues collected under Measure A are dedicated to pedestrian and bicycle projects.



Public Funding Sources Available for Pedestrian & Bicycle Projects/Programs in San Mateo County

Grant Program	Administrator	Geographic Area	Eligible Ped./Bicycle Projects	Match	Funding	Funding Call Status	Notes/Links
Measure A Pedestrian & Bicycle Program (2-3 year cycles)	San Mateo County Transportation Authority	San Mateo County	New capital infrastructure projects, including project planning. City/area-wide planning and maintenance not eligible.	Minimum of 10%	\$5M for FY 17 Call for Projects	Next call anticipated 11/2018	Funding calls posted at: www.smcta.com/Projects/Call_for_Projects.html
State Active Transportation Program (ATP) (biennial cycles – see notes)	California Transportation Commission (CTC)	California	Infrastructure (e.g. bikeways, walkways, traffic control devices and bike parking) and non-infrastructure (e.g. education, encouragement, enforcement) projects. Also funds bicycle & pedestrian plans for disadvantaged communities only.	None historically required	FY 19 amount TBD	Cycle 4, Call for Projects for 2019 anticipates announcement approximately 03/2018	CTC to adopt program of projects once every 2 years, covering a four year period. Guidelines for the 2019 ATP under development. www.dot.ca.gov/hq/LocalPrograms/atp/

Public Funding Sources Available for Pedestrian & Bicycle Projects/Programs in San Mateo County

<i>Grant Program</i>	<i>Administrator</i>	<i>Geographic Area</i>	<i>Eligible Ped./Bicycle Projects</i>	<i>Match</i>	<i>Funding</i>	<i>Funding Call Status</i>	<i>Notes/Links</i>
Bicycle Parking Reimbursement Program (annual cycles)	Commute.org	San Mateo County	Purchase and installation of bicycle lockers and racks for private, public and non-profit employers in San Mateo County.	None required	\$15K in FY 18.	Ongoing on a first-come, first-served basis until funding runs out.	Up to \$500 per unit, capped at \$5k per applicant. Further program information at: http://www.commute.org/employer-services/179-bike-parking-at-half-cost

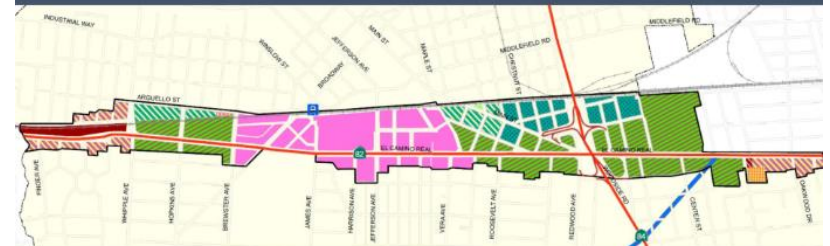


Project Opportunities

- Midcoast Multimodal Trail
 - Bike/pedcommuter trail for Midcoast residents parallel to Hwy 1
 - Phase 1



- Grand Boulevard Initiative North Fair Oaks



EL CAMINO REAL CORRIDOR PLAN
Redwood City



Project Opportunities

- North Fair Oaks Community Plan

Goal 3.2: Improve existing pedestrian facilities (sidewalks, sidewalk furniture, trees, paths, and other facilities), and provide new facilities throughout North Fair Oaks

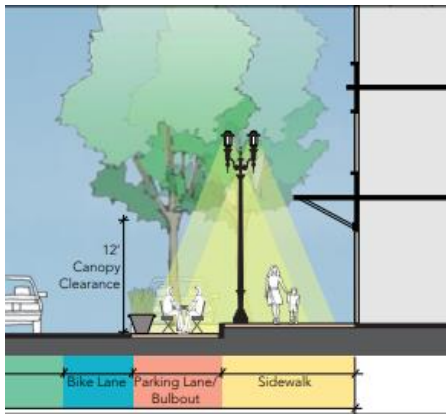
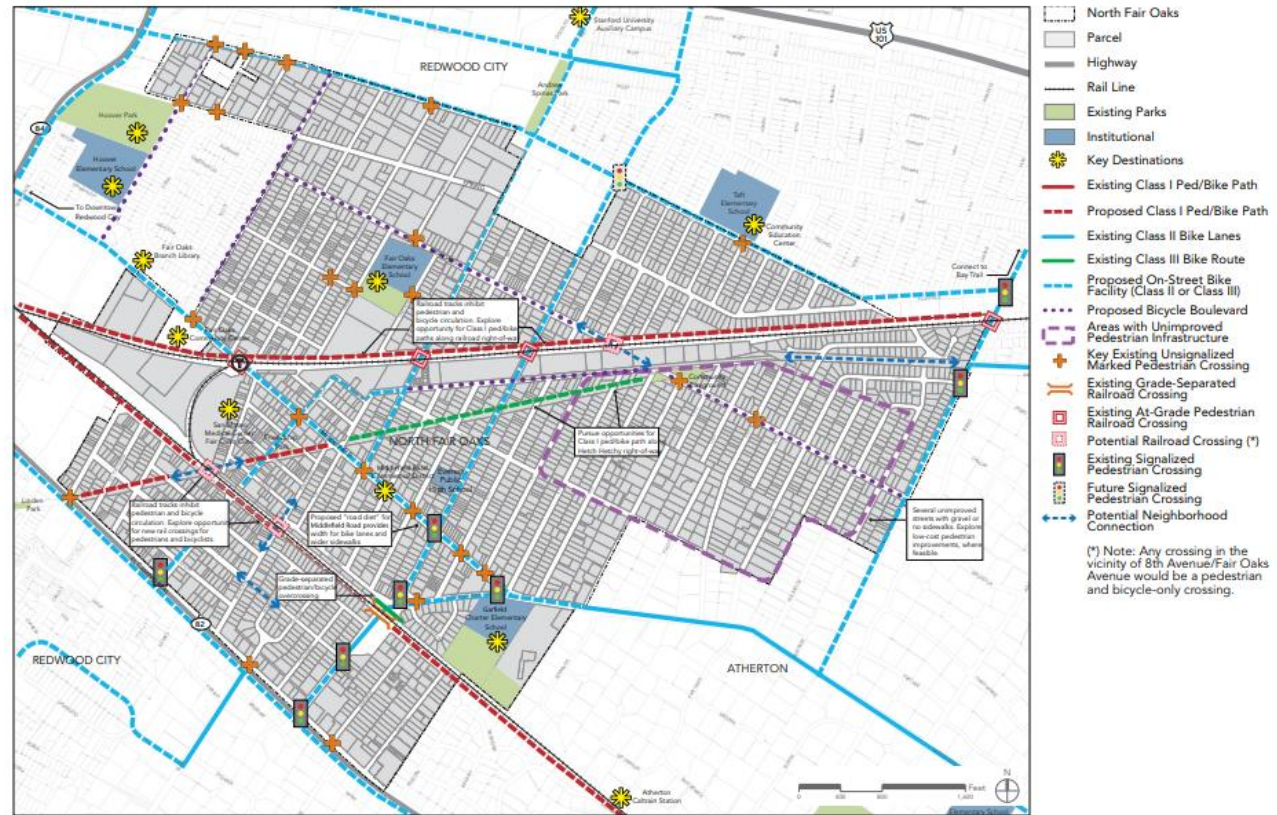
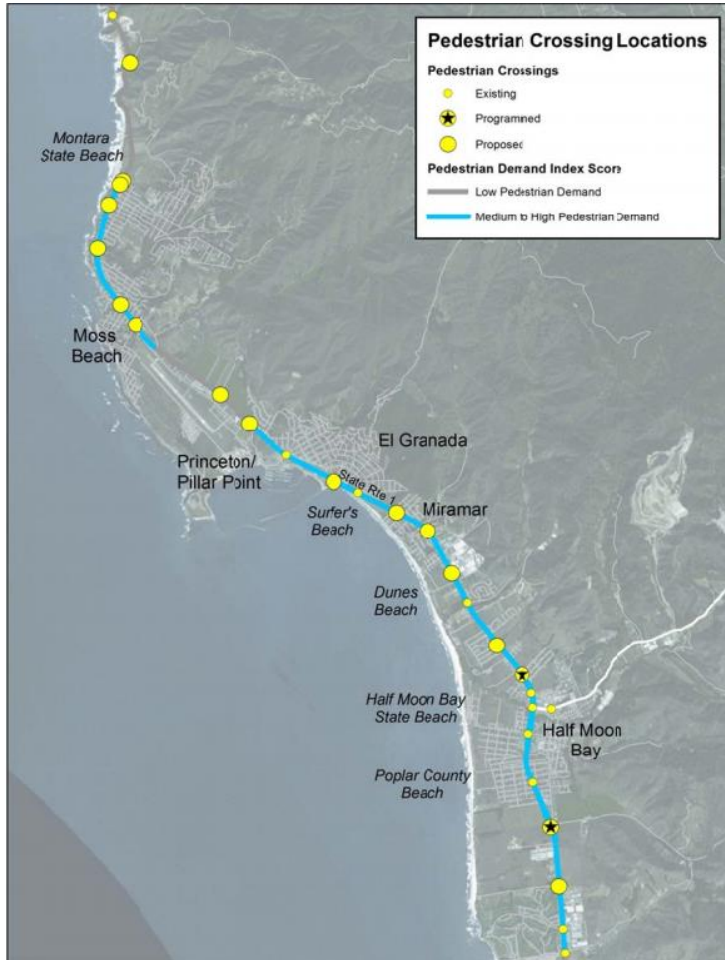


FIGURE 3.3: Future Bicycle and Pedestrian System



Project Opportunities



County Health System

14% of San Mateo County residents take active transportation to work.

