



SAN MATEO
COUNTY HEALTH

All together better.

Welcome and Introductions

Srija Srinivasan *Deputy Chief*

September 13, 2022

FACTS ABOUT COUNTY HEALTH



Fulfill
health
function
for entire
county



\$1 billion
Annual
Budget



18%
of \$\$ from
County



2,225+
employees &
600+
contracted
partners



13
Divisions
and
Teams

OUR MISSION IS
to help everyone in San Mateo
County live longer and better lives.



SAN MATEO
COUNTY HEALTH

All together better.

OUR MISSION IN ACTION

PROTECTING PUBLIC HEALTH



PREVENTING
HEALTH PROBLEMS



MONITORING THE
ENVIRONMENT AND
PROMOTING
COMMUNITY HEALTH

SERVING AS A ROBUST SAFETY NET



PROVIDING A
CONTINUUM OF
CARE



SERVING OUR
MOST VULNERABLE
RESIDENTS

CONTEXT FOR OUR ROLE

- History and culture of **collaboration** to solve problems
- Among the **healthiest** counties in the country
- Persistent **inequities** by race, place

Priorities and Partnerships

PROTECTING PUBLIC HEALTH

- Maximizing COVID-19 vaccine reach
 - Updated booster
 - Closing gaps
- Proactive housing inspection program
- Universal Basic Income pilot for families

SERVING AS A ROBUST SAFETY NET

- Supporting Countywide priority to end homelessness
- Strengthening response to mental health crises
- Proactive medication assisted treatment
- Screening for food insecurity within primary care



SAN MATEO
COUNTY HEALTH

All together better.

Questions?



**SAN MATEO
COUNTY HEALTH**
All together better.

ssrinivasan@smcgov.org



smchealth.org



@smchealth



San Mateo County COVID-19 Data Dashboard

Data up to and including September 9, 2022 as of 1:00pm



Select time frame for case data:

Last 30 Days

Historical

Total Cases
168,111

Cases by Sex

Female 85749

Male 80310

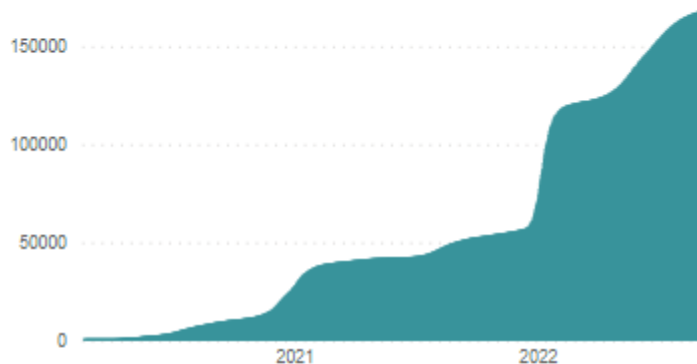
Unknown 1871

R-eff
0.96

- R-eff is the average number of people an infected person will infect
- Represents rate at which COVID-19 is spreading
- Value less than 1 means decreasing spread
- Value greater than 1 means increasing spread

Source: CalCat ensemble for 9/1/2022, updated on 9/9/2022

Total Cases by Episode Date



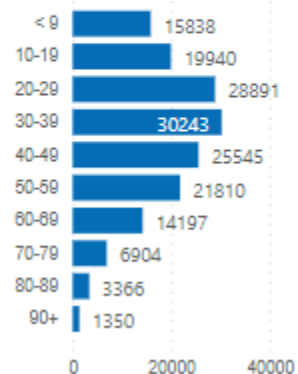
Total Deaths
826

Deaths by Sex

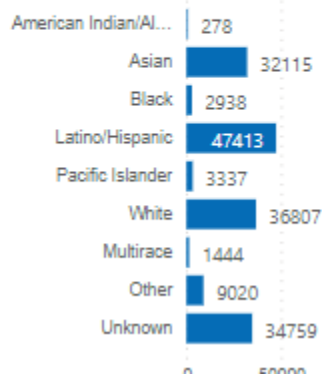
Female 380

Male 446

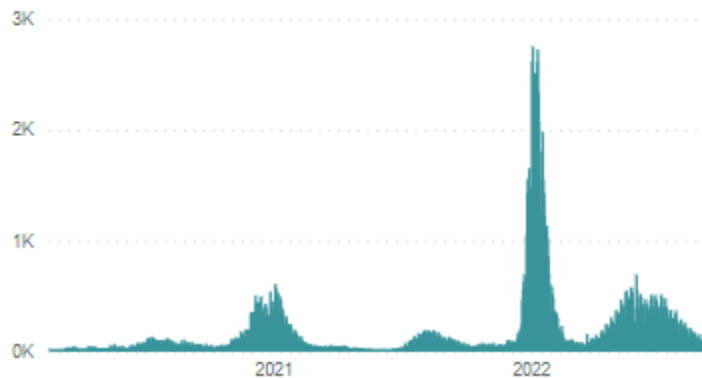
Cases by Age Group



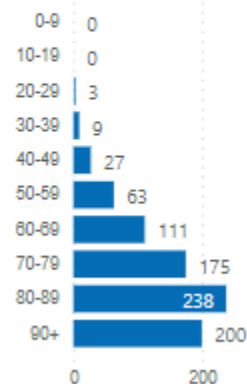
Cases by Race/Ethnicity



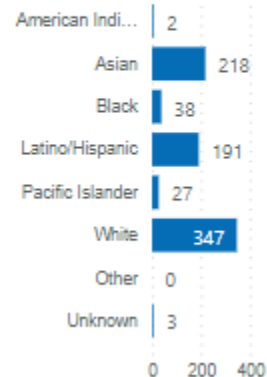
Cases by Episode Date

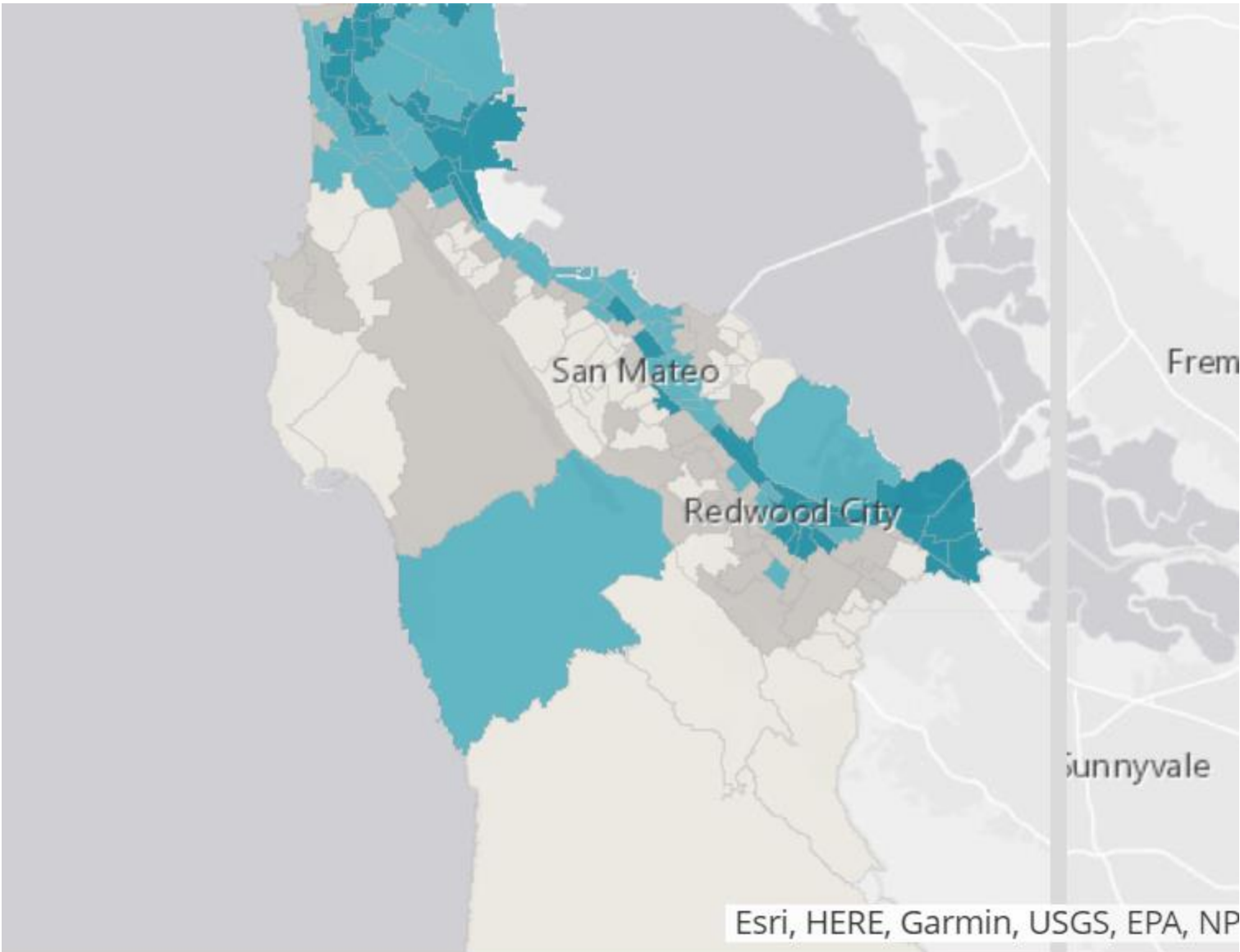


Deaths by Age Group



Deaths by Race/Ethnicity





Cases by census tract

Next: Overview and background