



















		NAME	CHARACTER
STREET TREES		<b>Italian Stone Pine</b> <i>Pinus pinea</i>	<ul style="list-style-type: none"> <li>- Evergreen</li> <li>- Moderate growth rate</li> <li>- 40' - 80' tall</li> <li>- 40' - 80' wide</li> <li>- Deep green needles</li> <li>- Broad &amp; flat topped</li> <li>- Very thick &amp; full canopy</li> <li>- Very low water use</li> </ul>
		<b>Olive Tree</b> <i>Olea europaea</i>	<ul style="list-style-type: none"> <li>- Evergreen</li> <li>- Fast growing in youth, then slowing with age</li> <li>- 25' - 30' tall</li> <li>- 25' - 30' wide</li> <li>- Soft gray-green</li> <li>- Foliage with smooth gray trunks</li> <li>- Very low water use</li> </ul>
ENTRY PLANTINGS		<b>Century Plant</b> <i>Agave americana</i>	<ul style="list-style-type: none"> <li>- Evergreen</li> <li>- Moderate growth rate</li> <li>- 8' tall</li> <li>- 12' wide</li> <li>- Hooked spines along margins</li> <li>- 15' - 40' flower stalk after 10+ years</li> <li>- Very low water use</li> </ul>

		NAME	CHARACTER
TREES ON SLOPE		<b>Sydney Golden Wattle</b> <i>Acacia longifolia</i>	<ul style="list-style-type: none"> <li>- Evergreen</li> <li>- Fast growing</li> <li>- 10' - 25' tall</li> <li>- 9' - 15' wide</li> <li>- Bright green lance-shaped leaves 3'-6" long</li> <li>- Scented golden yellow flower spike in late winter + early spring</li> <li>- Low water use</li> </ul>
		<b>Coast Live Oak</b> <i>Quercus agrifolia</i>	<ul style="list-style-type: none"> <li>- Evergreen</li> <li>- Slow growth</li> <li>- 20' - 70' tall</li> <li>- 20' - 70' wide</li> <li>- Stiff leathery green leaves with sharp teeth</li> <li>- 3/4" - 1 1/2" acorns appear in fall</li> <li>- Smooth gray bark becomes deeply fissure with age</li> <li>- Very low water use</li> </ul>
UNDERSTORY PLANTING ON SLOPE		<b>Toyon</b> <i>Heteromelese arbutifolia</i>	<ul style="list-style-type: none"> <li>- Evergreen</li> <li>- 8' - 15' tall</li> <li>- 25' wide</li> <li>- 2" - 4" dark green leathery leaves</li> <li>- Edged with bristled pointed teeth</li> <li>- Small white flowers lead to bright red berries</li> <li>- Low water use</li> </ul>
		<b>Matilja Poppy</b> <i>Romneya coulteri</i>	<ul style="list-style-type: none"> <li>- Perennial</li> <li>- 6' - 8' tall</li> <li>- Dies back in late summer</li> <li>- Thick stems with irregular grey-green leaves appear in late winter</li> <li>- 9" white flowers with yellow centers</li> <li>- Very low water use</li> </ul>
		<b>Deer Grass</b> <i>Muhlenbergia rigens</i>	<ul style="list-style-type: none"> <li>- Evergreen grass</li> <li>- 4' tall</li> <li>- 4' wide</li> <li>- Bright green leaves form a dense, tight clump</li> <li>- Low water use</li> </ul>

		NAME	CHARACTER
SCREEN PLANTING		<b>Italian Stone Pine</b> <i>Pinus pinea</i>	<ul style="list-style-type: none"> <li>- Evergreen</li> <li>- Moderate growth rate</li> <li>- 40' - 80' tall</li> <li>- 40' - 80' wide</li> <li>- Deep green needles</li> <li>- Broad &amp; flat topped</li> <li>- Very thick &amp; full canopy</li> <li>- Very low water use</li> </ul>
		<b>Olive Tree</b> <i>Olea europaea</i>	<ul style="list-style-type: none"> <li>- Evergreen</li> <li>- Fast growing in youth, then slowing with age</li> <li>- 25' - 30' tall</li> <li>- 25' - 30' wide</li> <li>- Soft gray-green</li> <li>- Foliage with smooth gray trunks</li> <li>- Very low water use</li> </ul>
		<b>Hollywood Juniper</b> <i>Juniperus chinensis</i> 'Torulosa'	<ul style="list-style-type: none"> <li>- Evergreen</li> <li>- 15' tall</li> <li>- 10' wide</li> <li>- Irregular + upright with twisted appearance</li> <li>- Rich green foliage</li> <li>- Low water use</li> </ul>
		<b>White Oleander</b> <i>Nerium oleander</i>	<ul style="list-style-type: none"> <li>- Evergreen</li> <li>- Moderate to fast growth</li> <li>- 20' tall</li> <li>- 12' wide</li> <li>- Narrow dark green leaves</li> <li>- White flowers in late spring to fall</li> </ul>
		<b>Silk Tassel</b> <i>Garrya elliptica</i>	<ul style="list-style-type: none"> <li>- Evergreen</li> <li>- 5'-10' tall</li> <li>- 8'-10' wide</li> <li>- Dark green leathery curled leaves with wavy edges</li> <li>- Long hanging flower catkins extend 3"-8" long</li> <li>- Very low water use</li> </ul>
		<b>Toyon</b> <i>Heteromelese arbutifolia</i>	<ul style="list-style-type: none"> <li>- Evergreen</li> <li>- 8' - 15' tall</li> <li>- 25' wide</li> <li>- 2" - 4" dark green leathery leaves</li> <li>- Edged with bristled pointed teeth</li> <li>- Small white flowers lead to bright red berries</li> <li>- Low water use</li> </ul>

		NAME	CHARACTER
		<b>Manzanita</b> <i>Arctostaphylos</i>	<ul style="list-style-type: none"> <li>- Evergreen</li> <li>- Moderate growth rate</li> <li>- 8' tall</li> <li>- 6' wide</li> <li>- Tree-like shrubs</li> <li>- White or pink flowers in late winter to early spring</li> <li>- Cinnamon colored bark on twisted trunks</li> <li>- Low water use</li> </ul>
		<b>Conebush</b> <i>Leucadendron sp.</i>	<ul style="list-style-type: none"> <li>- Evergreen</li> <li>- Moderate growth rate</li> <li>- 8' - 10' tall</li> <li>- 8' wide</li> <li>- Leaf color varies with species from deep green to gray green to red-tinged</li> <li>- Flowers vary from silvery green to pink to yellow</li> <li>- Moderate water use</li> </ul>
		<b>New Zealand Tea Tree</b> <i>Leptospermum sp.</i>	<ul style="list-style-type: none"> <li>- Evergreen</li> <li>- 6' - 10' tall</li> <li>- 6' wide</li> <li>- Small green leaves on fine textured limbs</li> <li>- Abundant tiny 1/2" flowers vary from deep pink to white in spring</li> <li>- Low water use</li> </ul>